



ATTENTION


- ◆ When product has power button, the power button is one of the way to shut off the product; when there is no power button, the only way to completely shut off power is to disconnect the product or the power adapter from the power source.
- ◆ Don't disassemble the product, or make repairs yourself. You run the risk of electric shock and voiding the limited warranty. If you need service, please contact us.
- ◆ Keep the device away from water, fire, humidity or hot environments.
- ◆ This USB Adapter can be powered only by computers that provide ES1, and comply with Limited Power Source(LPS) or PS2.

Recycling

 This product bears the selective sorting symbol for Waste electrical and electronic equipment (WEEE). This means that this product must be handled pursuant to European directive 2012/19/EU in order to be recycled or dismantled to minimize its impact on the environment. User has the choice to give his product to a competent recycling organization or to the retailer when he buys a new electrical or electronic equipment.

 To communicate with TP-Link users or engineers, please visit <https://community.tp-link.com> to join TP-Link Community.

 For technical support, replacement services, the user guide and more information, please visit <https://www.tp-link.com/support>, or simply scan the QR code.

 If you have any suggestions or needs for our product guides, you are welcome to email techwriter@tp-link.com.cn.



This adapter supports Plug and Play feature. Plug in and wait for seconds. Then this adapter is ready to use.

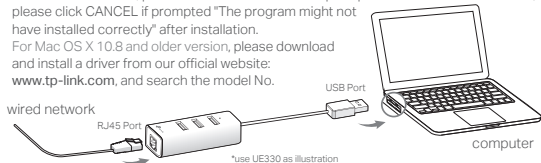
• **UE300C:**

For Windows 7/8/8.1, Mac OS X 10.8 and older version, please download and install a driver from our official website: www.tp-link.com, and search the model No.

• **UE300, UE330 and UE200:**

For Windows 7/8/8.1, please click to install a driver if prompted to do so. For Windows 7, please click CANCEL if prompted "The program might not have installed correctly" after installation.

For Mac OS X 10.8 and older version, please download and install a driver from our official website: www.tp-link.com, and search the model No.



LED Indication

LED (for UE330)	Status	Indication
White	On	The adapter is properly connected and hub is ready to use
Yellow	On	The Ethernet cable is properly connected
Green	Flashing	Network data is being transferred
LED (for UE300C, UE300, UE200)		
White	On	Both the adapter and Ethernet cable are properly connected
White	Flashing	Network data is being transferred

FCC STATEMENT

FC This device complies with part 15 of the FCC Rules. Operation is subject to the following two conditions:

- 1) This device may not cause harmful interference.
- 2) This device must accept any interference received, including cause undesired operation.

Any changes or modifications not expressly approved by the party responsible for compliance could void the user's authority to operate the equipment.

CE Mark Warning

CE This is a class B product. In a domestic environment, this product may cause radio interference, in which case the user may be required to take adequate measures.

Industry Canada Statement

CAN ICES-3 (B)/NMB-3(B)

TP-Link hereby declares that the device is in compliance with the essential requirements and other relevant provisions of directives 2014/30/EU, 2014/35/EU, 2009/125/EC, 2011/65/EU and (EU)2015/863.

The original EU declaration of conformity may be found at <https://www.tp-link.com/en/ce>

BSMI Notice

安全諮詢及注意事項

- ◆ 請使用原裝電源供應器或只能按照本產品注明的電源類型使用本產品。
- ◆ 清潔本產品之前請先拔掉電源線。請勿使用液體、噴霧清潔劑或濕布進行清潔。
- ◆ 注意防潮，請勿將水或其他液體潑灑到本產品上。
- ◆ 插槽與開口供通風使用，以確保本產品的操作可靠並防止過熱，請勿堵塞或覆蓋開口。
- ◆ 請勿將本產品置放於靠近熱源的地方。除非有正常的通風，否則不可放在密閉位置中。
- ◆ 請不要私自打開機殼，不要嘗試自行維修本產品，請由授權的專業人士進行此項工作。

限用物質含有情況標示聲明書

產品元件名稱	限用物質及其化學符號					
	鉛 Pb	鎘 Cd	汞 Hg	六價鉻 CrVI	多溴聯苯 PBB	多溴二苯醚 PBDE
PCB	○	○	○	○	○	○
外殼	○	○	○	○	○	○

備考1. "超出0.1 wt %" 及 "超出0.01 wt %" 系指限用物質之百分比含量超出百分比含量基準值。
 備考2. "○"系指該項限用物質之百分比含量未超出百分比含量基準值。
 備考3. "—" 系指該項限用物質為排除項目。