



DMF - Torque table

ZMS - Anzugsdrehmomenttabelle

DMF - Tabulka utahovacích momentů

Volant bimasse - Table des couples de serrage

Volano a doppia massa - Tabella coppia di serraggio

DKZ - Tabela momentu dokręcenia śrub

Tabla par de apriete Bimasa

双质量飞轮扭矩表



SCHAEFFLER
AUTOMOTIVE AFTERMARKET

**Nm**

415 0001 11	BMW	105 Nm	<input checked="" type="checkbox"/>
415 0003 10	BMW	105 Nm	<input type="checkbox"/>
415 0005 10	OPEL	55 Nm + 30° - 45°	<input checked="" type="checkbox"/>
415 0006 10	OPEL	60 Nm	<input checked="" type="checkbox"/>
415 0009 10	JAGUAR	100 Nm	<input checked="" type="checkbox"/>
415 0011 10	MERCEDES-BENZ	45 Nm + 90°	<input checked="" type="checkbox"/>
415 0012 10	MERCEDES-BENZ	45 Nm + 90°	<input checked="" type="checkbox"/>
415 0013 10	MERCEDES-BENZ	45 Nm + 90°	<input checked="" type="checkbox"/>
415 0014 11	MERCEDES-BENZ	45 Nm + 90°	<input checked="" type="checkbox"/>
415 0015 11	AUDI	40 Nm + 180°	<input checked="" type="checkbox"/>
415 0016 10	BMW	120 Nm	<input checked="" type="checkbox"/>
415 0017 11	BMW	120 Nm	<input checked="" type="checkbox"/>
415 0018 10	PORSCHE	85 Nm	<input checked="" type="checkbox"/>
415 0018 11	PORSCHE	85 Nm	<input checked="" type="checkbox"/>
415 0019 10	PORSCHE	85 Nm	<input checked="" type="checkbox"/>
415 0019 11	PORSCHE	85 Nm	<input checked="" type="checkbox"/>
415 0020 10	PORSCHE	40 Nm + 90 Nm	<input checked="" type="checkbox"/>
415 0021 10	BMW	105 Nm	<input checked="" type="checkbox"/>
415 0021 11	BMW	105 Nm	<input type="checkbox"/>
415 0022 10	MERCEDES-BENZ	45 Nm + 90°	<input type="checkbox"/>
415 0023 10	MERCEDES-BENZ / SSANGYONG	45 Nm + 90°	<input checked="" type="checkbox"/>
415 0023 11	MERCEDES-BENZ / SSANGYONG	45 Nm + 90°	<input checked="" type="checkbox"/>
415 0024 10	BMW	105 Nm	<input type="checkbox"/>
415 0025 10	BMW	105 Nm	<input type="checkbox"/>
415 0028 11	MERCEDES-BENZ	40 Nm + 90°	<input checked="" type="checkbox"/>
415 0029 11	MERCEDES-BENZ	40 Nm + 90°	<input checked="" type="checkbox"/>
415 0030 10	AUDI / VW	60 Nm + 90°	<input checked="" type="checkbox"/>
415 0031 10	FORD	20 Nm + 60°	<input checked="" type="checkbox"/>
415 0032 10	BMW	105 Nm	<input checked="" type="checkbox"/>
415 0033 10	BMW	105 Nm	<input checked="" type="checkbox"/>
415 0035 10	OPEL	65 Nm + 30° + 15°	<input checked="" type="checkbox"/>
415 0036 10	OPEL	65 Nm + 30° + 15°	<input checked="" type="checkbox"/>
415 0037 10	OPEL	65 Nm + 30° + 15°	<input checked="" type="checkbox"/>
415 0038 10	BMW / OPEL	112 Nm	<input checked="" type="checkbox"/>
415 0040 10	MERCEDES-BENZ	45 Nm + 90°	<input checked="" type="checkbox"/>
415 0041 10	MERCEDES-BENZ	45 Nm + 90°	<input checked="" type="checkbox"/>
415 0042 10	MERCEDES-BENZ	45 Nm + 90°	<input checked="" type="checkbox"/>
415 0043 10	MERCEDES-BENZ	45 Nm + 90°	<input type="checkbox"/>
415 0045 10	GENERAL MOTORS	100 Nm	<input type="checkbox"/>
415 0047 10	BMW	105 Nm	<input type="checkbox"/>
415 0048 10	JAGUAR	136 Nm	<input checked="" type="checkbox"/>
415 0049 10	AUDI	30 Nm + 90°	<input checked="" type="checkbox"/>
415 0050 10	BMW	105 Nm	<input checked="" type="checkbox"/>
415 0050 11	BMW	105 Nm	<input checked="" type="checkbox"/>
415 0051 10	PORSCHE	85 Nm	<input checked="" type="checkbox"/>
415 0052 10	AUDI	40 Nm + 180°	<input checked="" type="checkbox"/>
415 0053 10	VOLVO	60 Nm + 90°	<input checked="" type="checkbox"/>
415 0054 10	MERCEDES-BENZ	45 Nm + 90°	<input checked="" type="checkbox"/>
415 0055 10	AUDI / VW	60 Nm + 90°	<input checked="" type="checkbox"/>



Nm



415 0056 10	VW	60 Nm + 180°	<input checked="" type="checkbox"/>
415 0057 10	VW	60 Nm + 90°	<input checked="" type="checkbox"/>
415 0058 10	AUDI	60 Nm + 180°	<input checked="" type="checkbox"/>
415 0059 10	AUDI / FORD / SEAT / VW	60 Nm + 90°	<input checked="" type="checkbox"/>
415 0059 20	AUDI / SEAT / SKODA / VW	60 Nm + 90°	<input checked="" type="checkbox"/>
415 0060 10	MERCEDES-BENZ	45 Nm + 90°	<input checked="" type="checkbox"/>
415 0061 10	MERCEDES-BENZ	45 Nm + 90°	<input checked="" type="checkbox"/>
415 0062 10	MERCEDES-BENZ	45 Nm + 90°	<input checked="" type="checkbox"/>
415 0063 10	MERCEDES-BENZ	45 Nm + 90°	<input checked="" type="checkbox"/>
415 0064 10	BMW	120 Nm	<input checked="" type="checkbox"/>
415 0065 10	BMW	120 Nm	<input checked="" type="checkbox"/>
415 0066 10	MERCEDES-BENZ	45 Nm + 90°	<input checked="" type="checkbox"/>
415 0067 10	FORD	87 Nm	<input checked="" type="checkbox"/>
415 0068 10	BMW / LAND ROVER	105 Nm	<input checked="" type="checkbox"/>
415 0069 10	AUDI	40 Nm + 180°	<input checked="" type="checkbox"/>
415 0071 10	AUDI / SKODA / VW	60 Nm + 180°	<input checked="" type="checkbox"/>
415 0072 10	PORSCHE	25 Nm + 120°	<input checked="" type="checkbox"/>
415 0073 10	MERCEDES-BENZ	45 Nm + 90°	<input checked="" type="checkbox"/>
415 0074 10	MERCEDES-BENZ	45 Nm + 90°	<input checked="" type="checkbox"/>
415 0075 10	AUDI / VW	60 Nm + 90°	<input checked="" type="checkbox"/>
415 0076 10	MERCEDES-BENZ	45 Nm + 90°	<input checked="" type="checkbox"/>
415 0077 10	MERCEDES-BENZ	45 Nm + 90°	<input checked="" type="checkbox"/>
415 0078 10	AUDI / VW	60 Nm + 180°	<input checked="" type="checkbox"/>
415 0079 10	OPEL	45 Nm + 30° + 15°	<input checked="" type="checkbox"/>
415 0080 10	VOLVO	45 Nm + 65°	<input checked="" type="checkbox"/>
415 0080 11	VOLVO	45 Nm + 65°	<input checked="" type="checkbox"/>
415 0081 10	BMW	120 Nm	<input checked="" type="checkbox"/>
415 0082 10	BMW	120 Nm	<input checked="" type="checkbox"/>
415 0083 10	BMW	105 Nm	<input checked="" type="checkbox"/>
415 0084 10	BMW	105 Nm	<input checked="" type="checkbox"/>
415 0085 10	BMW	105 Nm	<input checked="" type="checkbox"/>
415 0086 10	BMW	105 Nm	<input checked="" type="checkbox"/>
415 0087 11	VOLVO	45 Nm + 65°	<input checked="" type="checkbox"/>
415 0088 10	VW	60 Nm + 90°	<input checked="" type="checkbox"/>
415 0089 10	BMW	105 Nm	<input checked="" type="checkbox"/>
415 0090 10	RENAULT	60 Nm	<input checked="" type="checkbox"/>
415 0091 10	RENAULT	30 Nm + 90°	<input checked="" type="checkbox"/>
415 0092 10	AUDI / VW	60 Nm + 90°	<input checked="" type="checkbox"/>
415 0093 10	BMW	105 Nm	<input checked="" type="checkbox"/>
415 0094 10	MWM / VW	125 Nm	<input checked="" type="checkbox"/>
415 0095 10	MERCEDES-BENZ	45 Nm + 90°	<input checked="" type="checkbox"/>
415 0096 10	OPEL	45 Nm + 30° + 15°	<input checked="" type="checkbox"/>
415 0097 10	SSANGYONG	40 Nm + 90°	<input checked="" type="checkbox"/>
415 0098 10	MERCEDES-BENZ	40 Nm + 90°	<input checked="" type="checkbox"/>
415 0099 10	HONDA	76 Nm	<input checked="" type="checkbox"/>
415 0100 10	NISSAN	103 Nm - 112 Nm	<input checked="" type="checkbox"/>
415 0100 11	NISSAN	103 Nm - 112 Nm	<input checked="" type="checkbox"/>
415 0102 10	PORSCHE	25 Nm + 120°	<input checked="" type="checkbox"/>
415 0103 10	VW	60 Nm + 90°	<input checked="" type="checkbox"/>
415 0104 10	BMW	105 Nm	<input checked="" type="checkbox"/>

**Nm**

415 0105 10	BMW	120 Nm	<input checked="" type="checkbox"/>
415 0106 10	MERCEDES-BENZ	45 Nm + 90°	<input checked="" type="checkbox"/>
415 0107 10	MERCEDES-BENZ	45 Nm + 90°	<input checked="" type="checkbox"/>
415 0108 10	VW	60 Nm + 90°	<input checked="" type="checkbox"/>
415 0109 10	BMW	105 Nm	<input checked="" type="checkbox"/>
415 0110 10	BMW	105 Nm	<input checked="" type="checkbox"/>
415 0111 10	AUDI / SEAT / VW	60 Nm + 90°	<input checked="" type="checkbox"/>
415 0112 10	AUDI / SKODA / VW	60 Nm + 180°	<input checked="" type="checkbox"/>
415 0113 10	SKODA / VW	60 Nm + 90°	<input checked="" type="checkbox"/>
415 0114 10	AUDI / VW	60 Nm + 90°	<input checked="" type="checkbox"/>
415 0115 10	AUDI / SEAT / VW	60 Nm + 90°	<input checked="" type="checkbox"/>
415 0116 10	MITSUBISHI	98 Nm	<input type="checkbox"/>
415 0117 10	MERCEDES-BENZ	45 Nm + 90°	<input checked="" type="checkbox"/>
415 0118 10	MERCEDES-BENZ	45 Nm + 90°	<input checked="" type="checkbox"/>
415 0119 10	MERCEDES-BENZ	45 Nm + 90°	<input checked="" type="checkbox"/>
415 0120 10	PORSCHE	25 Nm + 120°	<input checked="" type="checkbox"/>
415 0121 10	BMW	105 Nm	<input checked="" type="checkbox"/>
415 0122 10	BMW	105 Nm	<input checked="" type="checkbox"/>
415 0123 10	CITROËN / FIAT / LANCIA / PEUGEOT	48 Nm	<input checked="" type="checkbox"/>
415 0126 10	MERCEDES-BENZ	45 Nm + 90°	<input checked="" type="checkbox"/>
415 0127 10	AUDI / SEAT	60 Nm + 90°	<input checked="" type="checkbox"/>
415 0130 10	CITROËN / FIAT / LANCIA / PEUGEOT	20 Nm + 60°	<input checked="" type="checkbox"/>
415 0131 10	MERCEDES-BENZ	45 Nm + 90°	<input checked="" type="checkbox"/>
415 0132 10	MERCEDES-BENZ	45 Nm + 90°	<input checked="" type="checkbox"/>
415 0134 10	RENAULT / VOLVO	45 Nm + 65°	<input checked="" type="checkbox"/>
415 0134 11	VOLVO	45 Nm + 65°	<input checked="" type="checkbox"/>
415 0135 10	VW	60 Nm + 90°	<input checked="" type="checkbox"/>
415 0136 10	MERCEDES-BENZ	45 Nm + 90°	<input checked="" type="checkbox"/>
415 0137 10	MERCEDES-BENZ	45 Nm + 90°	<input checked="" type="checkbox"/>
415 0138 10	CITROËN / FIAT / LANCIA / PEUGEOT	48 Nm	<input checked="" type="checkbox"/>
415 0139 10	AUDI / SKODA / VW	60 Nm + 180°	<input checked="" type="checkbox"/>
415 0140 10	CITROËN / FIAT / LANCIA / PEUGEOT	20 Nm + 60°	<input checked="" type="checkbox"/>
415 0141 10	MERCEDES-BENZ	45 Nm + 90°	<input checked="" type="checkbox"/>
415 0142 10	MITSUBISHI / RENAULT / VOLVO	20 Nm + 70°	<input checked="" type="checkbox"/>
415 0143 10	MITSUBISHI	98 Nm	<input checked="" type="checkbox"/>
415 0144 10	AUDI / VW	60 Nm + 90°	<input checked="" type="checkbox"/>
415 0145 10	AUDI / SKODA / VW	60 Nm + 90°	<input checked="" type="checkbox"/>
415 0146 10	NISSAN / OPEL / RENAULT / VAUXHALL	25 Nm + 50° ± 6°	<input checked="" type="checkbox"/>
415 0147 10	AUDI / VW	60 Nm + 180°	<input checked="" type="checkbox"/>
415 0148 10	MERCEDES-BENZ	45 Nm + 90°	<input checked="" type="checkbox"/>
415 0149 10	AUDI	60 Nm + 90°	<input checked="" type="checkbox"/>
415 0150 10	AUDI / VW	60 Nm + 90°	<input checked="" type="checkbox"/>
415 0151 10	MERCEDES-BENZ	45 Nm + 90°	<input checked="" type="checkbox"/>
415 0152 10	JEEP	45 Nm	<input checked="" type="checkbox"/>
415 0153 10	NISSAN	108 Nm	<input checked="" type="checkbox"/>
415 0154 10	HYUNDAI	135 Nm ± 5 Nm	<input checked="" type="checkbox"/>





Nm










415 0156 10	OPEL	53 Nm + 25°	✓
415 0157 10	OPEL / VAUXHALL	45 Nm + 30° + 15°	✓
415 0158 10	BMW	105 Nm	✓
415 0159 10	HYUNDAI	75 Nm ± 2 Nm	✓
415 0160 10	AUDI	60 Nm + 180°	✓
415 0161 10	HYUNDAI	75 Nm ± 5 Nm	✓
415 0162 10	CADILLAC / OPEL	65 Nm + 30° + 15°	✓
415 0163 10	OPEL / VAUXHALL	45 Nm + 30° + 15°	✓
415 0164 10	FORD / OPEL / RENAULT	20 Nm + 45°	✓
415 0165 10	AUDI / SEAT	60 Nm + 90°	✓
415 0168 10	FORD / JAGUAR	25 Nm + 40 Nm + 48°	✓
415 0169 10	FORD	87 Nm	✓
415 0170 10	FORD	25 Nm + 40 Nm + 48°	✓
415 0171 10	ROVER	85 Nm	✓
415 0172 10	ROVER	100 Nm	✓
415 0173 10	OPEL	65 Nm + 30° + 15°	✓
415 0174 10	BMW	130 Nm	✓
415 0175 10	BMW	120 Nm	✓
415 0176 10	MINI	90 Nm	✓
415 0177 10	OPEL	20 Nm + 60°	✓
415 0178 10	VOLVO	45 Nm + 65°	✓
415 0179 10	FORD	25 Nm + 40 Nm + 48°	✓
415 0180 10	FORD / LEYLAND-DAF	25 Nm + 40 Nm + 48°	✓
415 0181 10	FORD	25 Nm + 40 Nm + 48°	✓
415 0182 10	FORD / MAZDA / PEUGEOT	30 Nm + 90°	✓
415 0183 10	MERCEDES-BENZ	45 Nm + 90°	✓
415 0184 10	MERCEDES-BENZ	45 Nm + 90°	✓
415 0185 10	FORD	30 Nm + 85 Nm	✓
415 0186 10	OPEL	65 Nm + 30° + 15°	✓
415 0187 10	MERCEDES-BENZ	45 Nm + 90°	✓
415 0188 10	OPEL	45 Nm + 30° + 15°	✓
415 0189 10	BMW	105 Nm	✓
415 0190 10	BMW	105 Nm	✓
415 0191 10	VW	60 Nm + 90°	✓
415 0192 10	AUDI	60 Nm + 180°	✓
415 0193 10	RENAULT	30 Nm + 56° ± 6°	✓
415 0194 10	BMW	105 Nm	✓
415 0195 10	AUDI / VW	60 Nm + 90°	✓
415 0196 10	MERCEDES-BENZ	45 Nm + 90°	✓
415 0197 10	PORSCHE	85 Nm	✓
415 0198 10	HYUNDAI / KIA	75 Nm ± 2 Nm	✓
415 0199 10	SEAT / VW	60 Nm + 90°	✓
415 0200 10	MERCEDES-BENZ	45 Nm + 90°	✓
415 0201 10	TOYOTA	49 Nm + 90°	✓
415 0202 10	RENAULT	30 Nm + 56° ± 6°	✓
415 0203 10	FORD / SEAT / VW	60 Nm + 90°	✓
415 0204 10	RENAULT	60 Nm	✓
415 0205 10	HYUNDAI	75 Nm ± 5 Nm	✓
415 0207 10	OPEL	45 Nm + 30° + 15°	✓
415 0208 10	VW	125 Nm	✓



Nm



415 0210 10	AUDI / VW	60 Nm + 90°	✓
415 0211 10	IVECO	30 Nm + 90°	✓
415 0212 10	OPEL	65 Nm + 30° + 15°	✓
415 0213 10	NISSAN	88 Nm ± 5 Nm	✓
415 0213 11	NISSAN	88 Nm ± 5 Nm	✓
415 0215 10	TOYOTA	88 Nm	✓
415 0217 10	MAZDA	162 Nm - 171 Nm	✓
415 0219 10	VOLVO	30 Nm + 90°	✓
415 0220 10	VOLVO	45 Nm + 65°	✓
415 0221 10	FIAT / IVECO / MAGIRUS-DEUTZ	30 Nm + 90°	✓
415 0222 10	FIAT / IVECO / MAGIRUS-DEUTZ	30 Nm + 90°	✓
415 0223 10	MERCEDES-BENZ	45 Nm + 90°	✓
415 0224 10	RENAULT	65 Nm	✓
415 0225 10	CITROËN / FIAT / PEUGEOT	48 Nm	✓
415 0230 10	AUDI	60 Nm + 90°	✓
415 0231 10	AUDI / SKODA / VW	60 Nm + 90°	✓
415 0231 20	VW	60 Nm + 90°	✓
415 0232 10	OPEL / SUZUKI / VAUXHALL	44 Nm	✓  + 
415 0233 10	CHRYSLER / MERCEDES-BENZ	45 Nm + 90°	✓
415 0234 10	OPEL / SAAB	60 Nm + 30° + 15°	✓
415 0235 10	FIAT / OPEL	53 Nm + 25°	✓
415 0237 10	LAND ROVER / ROVER	110 Nm	✓
415 0238 10	FORD	25 Nm + 40 Nm + 48°	✓
415 0239 10	MERCEDES-BENZ	45 Nm + 90°	✓
415 0240 10	OPEL	85 Nm + 30° + 90°	✓  + 
415 0241 10	FIAT / OPEL / SAAB / VAUXHALL	160 Nm	✓
415 0242 10	MERCEDES-BENZ	45 Nm + 90°	✓
415 0243 10	MERCEDES-BENZ	45 Nm + 90°	✓
415 0244 10	AUDI / VW	60 Nm + 90°	✓
415 0245 10	MERCEDES-BENZ	45 Nm + 90°	✓
415 0246 10	VOLVO	45 Nm + 65°	✓
415 0247 10	MERCEDES-BENZ	45 Nm + 90°	✓
415 0249 10	CITROËN / FIAT / PEUGEOT	48 Nm	✓
415 0250 10	AUDI / SEAT / SKODA / VW	60 Nm + 90°	✓
415 0251 10	VW	60 Nm + 90°	✓
415 0254 10	BMW	130 Nm	✓
415 0255 09	RENAULT	100 Nm	✓
415 0256 10	OPEL / VAUXHALL	85 Nm + 30° + 15°	✓  + 
415 0257 10	ISUZU / SAAB	118 Nm	✓
415 0258 10	FORD / FORD USA	112 Nm	✓
415 0261 10	NISSAN / RENAULT	55 Nm	✓
415 0264 10	AUDI / SEAT / SKODA / VW	60 Nm + 90°	✓
415 0265 10	OPEL / VAUXHALL	85 Nm + 35° + 15°	✓  + 
415 0266 10	OPEL / VAUXHALL	51 Nm + 25°	✓
415 0267 10	OPEL / SAAB / VAUXHALL	67 Nm	✓
415 0268 10	IVECO	30 Nm + 90°	✓
415 0269 10	AUDI / SEAT / SKODA / VW	60 Nm + 90°	✓



Nm



415 0270 10	RENAULT	60 Nm	<input checked="" type="checkbox"/>
415 0271 10	VW	60 Nm + 90°	<input checked="" type="checkbox"/>
415 0272 10	HONDA	118 Nm	<input checked="" type="checkbox"/>
415 0273 10	HYUNDAI / KIA	74 Nm ± 5 Nm	<input checked="" type="checkbox"/>
415 0274 10	BMW / MINI / TOYOTA	50 Nm + 90°	<input checked="" type="checkbox"/>
415 0276 10	MERCEDES-BENZ	45 Nm + 90°	<input checked="" type="checkbox"/>
415 0277 10	MERCEDES-BENZ	45 Nm + 90°	<input checked="" type="checkbox"/>
415 0278 10	MERCEDES-BENZ	45 Nm + 90°	<input checked="" type="checkbox"/>
415 0279 10	LEXUS	71 Nm	<input checked="" type="checkbox"/>
415 0280 10	HYUNDAI	123 Nm ± 5 Nm	<input checked="" type="checkbox"/>
415 0281 11	NISSAN	103 Nm - 112 Nm	<input checked="" type="checkbox"/>
415 0282 10	BMW	105 Nm	<input checked="" type="checkbox"/>
415 0283 10	OPEL / VAUXHALL	65 Nm + 30° + 15°	<input checked="" type="checkbox"/>
415 0284 10	TOYOTA	71 Nm	<input checked="" type="checkbox"/>
415 0285 10	HYUNDAI	74 Nm ± 5 Nm	<input checked="" type="checkbox"/>
415 0286 10	MERCEDES-BENZ	45 Nm + 90°	<input checked="" type="checkbox"/>
415 0287 10	MERCEDES-BENZ	45 Nm + 90°	<input checked="" type="checkbox"/>
415 0289 10	MERCEDES-BENZ	45 Nm + 90°	<input checked="" type="checkbox"/>
415 0290 10	HYUNDAI / KIA	127 Nm ± 5 Nm	<input checked="" type="checkbox"/>
415 0292 10	MERCEDES-BENZ	45 Nm + 90°	<input checked="" type="checkbox"/>
415 0293 10	MERCEDES-BENZ	45 Nm + 90°	<input checked="" type="checkbox"/>
415 0294 10	MERCEDES-BENZ	45 Nm + 90°	<input checked="" type="checkbox"/>
415 0296 10	MERCEDES-BENZ	45 Nm + 90°	<input checked="" type="checkbox"/>
415 0297 10	HYUNDAI	123 Nm ± 5 Nm	<input checked="" type="checkbox"/>
415 0298 10	MERCEDES-BENZ	45 Nm + 90°	<input checked="" type="checkbox"/>
415 0299 10	OPEL / VAUXHALL	65 Nm + 30° + 15°	<input checked="" type="checkbox"/>
415 0300 10	HYUNDAI	132 Nm ± 5 Nm	<input checked="" type="checkbox"/>
415 0301 10	MERCEDES-BENZ	45 Nm + 90°	<input checked="" type="checkbox"/>
415 0302 10	MERCEDES-BENZ	45 Nm + 90°	<input checked="" type="checkbox"/>
415 0303 10	MERCEDES-BENZ	45 Nm + 90°	<input checked="" type="checkbox"/>
415 0304 10	MERCEDES-BENZ	45 Nm + 90°	<input checked="" type="checkbox"/>
415 0305 10	OPEL / VAUXHALL	44 Nm	<input checked="" type="checkbox"/>
415 0307 10	CITROËN / FIAT / PEUGEOT	48 Nm ± 4 Nm	<input checked="" type="checkbox"/>
415 0308 10	MERCEDES-BENZ	45 Nm + 90°	<input checked="" type="checkbox"/>
415 0309 10	MERCEDES-BENZ	45 Nm + 90°	<input checked="" type="checkbox"/>
415 0310 10	MERCEDES-BENZ	45 Nm + 90°	<input checked="" type="checkbox"/>
415 0311 10	FORD / VOLVO	45 Nm + 65°	<input checked="" type="checkbox"/>
415 0312 10	VOLVO	45 Nm + 65°	<input checked="" type="checkbox"/>
415 0313 10	VOLVO	45 Nm + 65°	<input checked="" type="checkbox"/>
415 0314 10	OPEL	145 Nm	<input checked="" type="checkbox"/>
415 0315 10	VOLVO	45 Nm + 65°	<input checked="" type="checkbox"/>
415 0316 10	OPEL	53 Nm + 25°	<input checked="" type="checkbox"/>
415 0317 10	HYUNDAI	123 Nm ± 5 Nm	<input checked="" type="checkbox"/>
415 0318 10	FORD / PEUGEOT / VOLVO	48 Nm	<input checked="" type="checkbox"/>
415 0319 10	SAAB	65 Nm + 40°	<input checked="" type="checkbox"/>
415 0320 10	CITROËN / FIAT / LANCIA / PEUGEOT	48 Nm	<input checked="" type="checkbox"/>
415 0321 10	CITROËN / MITSUBISHI / PEUGEOT	15 Nm + 47 Nm	<input checked="" type="checkbox"/>
415 0322 10	CHEVROLET / OPEL / VAUXHALL	105 Nm	<input checked="" type="checkbox"/>

**Nm**

415 0323 10	CITROËN / PEUGEOT	48 Nm	<input checked="" type="checkbox"/>
415 0324 10	AUDI	60 Nm + 90°	<input checked="" type="checkbox"/>
415 0325 10	HYUNDAI / KIA	123 Nm ± 5 Nm	<input checked="" type="checkbox"/>
415 0326 10	KIA	123 Nm ± 5 Nm	<input checked="" type="checkbox"/>
415 0328 10	FIAT / LANCIA	160 Nm ± 16 Nm	<input checked="" type="checkbox"/>
415 0329 10	ALFA ROMEO / FIAT	44 Nm	<input checked="" type="checkbox"/>
415 0330 10	AUDI / SEAT / SKODA / VW	60 Nm + 90°	<input checked="" type="checkbox"/>
415 0331 10	AUDI / SEAT / VW	60 Nm + 90°	<input checked="" type="checkbox"/>
415 0333 10	AUDI / VW	60 Nm + 90°	<input checked="" type="checkbox"/>
415 0334 10	AUDI / SEAT / SKODA / VW	60 Nm + 90°	<input checked="" type="checkbox"/>
415 0335 10	VW	60 Nm + 90°	<input checked="" type="checkbox"/>
415 0336 10	VW	60 Nm + 90°	<input checked="" type="checkbox"/>
415 0337 10	VW	60 Nm + 90°	<input checked="" type="checkbox"/>
415 0338 10	VW	60 Nm + 90°	<input checked="" type="checkbox"/>
415 0339 10	VW	60 Nm + 90°	<input checked="" type="checkbox"/>
415 0340 10	VW	60 Nm + 90°	<input checked="" type="checkbox"/>
415 0341 10	VW	60 Nm + 90°	<input checked="" type="checkbox"/>
415 0342 10	SEAT / VW	60 Nm + 90°	<input checked="" type="checkbox"/>
415 0346 10	AUDI	60 Nm	<input checked="" type="checkbox"/>
415 0347 10	AUDI / SEAT	60 Nm + 90°	<input checked="" type="checkbox"/>
415 0348 10	AUDI	60 Nm + 90°	<input checked="" type="checkbox"/>
415 0349 10	AUDI	60 Nm + 90°	<input checked="" type="checkbox"/>
415 0350 10	AUDI	60 Nm + 90°	<input checked="" type="checkbox"/>
415 0351 10	AUDI	60 Nm + 90°	<input checked="" type="checkbox"/>
415 0352 10	AUDI	60 Nm + 90°	<input checked="" type="checkbox"/>
415 0353 10	AUDI / PORSCHE / VW	60 Nm + 90°	<input checked="" type="checkbox"/>
415 0354 10	AUDI	60 Nm + 180°	<input checked="" type="checkbox"/>
415 0355 10	FORD	87 Nm	<input checked="" type="checkbox"/>
415 0356 10	TOYOTA	88 Nm	<input checked="" type="checkbox"/>
415 0357 10	BMW	120 Nm	<input checked="" type="checkbox"/>
415 0358 10	AUDI	60 Nm + 90°	<input checked="" type="checkbox"/>
415 0359 10	BMW	105 Nm	<input checked="" type="checkbox"/>
415 0360 10	FORD / SEAT / VW	60 Nm + 90°	<input checked="" type="checkbox"/>
415 0361 10	AUDI	60 Nm + 90°	<input checked="" type="checkbox"/>
415 0362 10	BMW	105 Nm	<input checked="" type="checkbox"/>
415 0363 11	NISSAN	108 Nm	<input checked="" type="checkbox"/>
415 0364 10	CHRYSLER / MERCEDES-BENZ	45 Nm + 90°	<input checked="" type="checkbox"/>
415 0365 10	BMW	105 Nm	<input checked="" type="checkbox"/>
415 0366 10	MERCEDES-BENZ	45 Nm + 90°	<input checked="" type="checkbox"/>
415 0367 10	MITSUBISHI / SMART	45 Nm + 180°	<input checked="" type="checkbox"/>
415 0368 10	BMW	120 Nm	<input checked="" type="checkbox"/>
415 0369 10	PORSCHE	25 Nm + 120°	<input checked="" type="checkbox"/>
415 0370 10	BMW	105 Nm	<input checked="" type="checkbox"/>
415 0371 10	BMW	105 Nm	<input checked="" type="checkbox"/>
415 0372 10	CITROËN / FORD /	35 Nm + 75° ± 5°	<input checked="" type="checkbox"/>
415 0374 10	BMW	105 Nm	<input checked="" type="checkbox"/>
415 0375 10	CITROËN / FIAT / PEUGEOT	30 Nm + 90°	<input checked="" type="checkbox"/>
415 0376 10	FORD	50Nm + 80Nm + 112Nm	<input checked="" type="checkbox"/>
415 0377 10	BMW	105 Nm	<input checked="" type="checkbox"/>
415 0378 10	FORD	25 Nm + 40 Nm + 48°	<input checked="" type="checkbox"/>

**Nm**

415 0379 10	MERCEDES-BENZ	45 Nm + 90°	<input checked="" type="checkbox"/>
415 0380 10	BMW	105 Nm	<input checked="" type="checkbox"/>
415 0383 10	RENAULT	55 Nm	<input checked="" type="checkbox"/>
415 0385 10	BMW	120 Nm	<input checked="" type="checkbox"/>
415 0386 10	BMW	105 Nm	<input checked="" type="checkbox"/>
415 0387 10	BMW	120 Nm	<input checked="" type="checkbox"/>
415 0388 10	FORD	25 Nm + 40 Nm + 48°	<input checked="" type="checkbox"/>
415 0389 10	BMW	120 Nm	<input checked="" type="checkbox"/>
415 0390 10	NISSAN / RENAULT	25 Nm + 45° ± 6°	<input checked="" type="checkbox"/>
415 0391 10	MERCEDES-BENZ	45 Nm + 90°	<input checked="" type="checkbox"/>
415 0392 10	BMW	120 Nm	<input checked="" type="checkbox"/>
415 0393 10	FIAT	136 Nm	<input checked="" type="checkbox"/>
415 0394 10	FIAT	160 Nm ± 16 Nm	<input checked="" type="checkbox"/>
415 0395 10	BMW	105 Nm	<input checked="" type="checkbox"/>
415 0396 10	CITROËN / PEUGEOT	25Nm + ← + 8Nm + 30Nm + 90°	<input checked="" type="checkbox"/>
415 0397 10	FORD	50Nm + 80Nm + 112Nm	<input checked="" type="checkbox"/>
415 0399 10	RENAULT	65 Nm + 50°	<input checked="" type="checkbox"/>
415 0400 10	DACIA / NISSAN / RENAULT	20 Nm + 36°	<input checked="" type="checkbox"/>
415 0401 10	BMW	105 Nm	<input checked="" type="checkbox"/>
415 0402 10	MERCEDES-BENZ	45 Nm + 90°	<input checked="" type="checkbox"/>
415 0403 10	ROVER	80 Nm	<input checked="" type="checkbox"/>
415 0404 10	BMW	105 Nm	<input checked="" type="checkbox"/>
415 0405 10	SKODA	60 Nm + 90°	<input checked="" type="checkbox"/>
415 0406 10	BMW	105 Nm	<input checked="" type="checkbox"/>
415 0407 10	SAAB	160 Nm	<input checked="" type="checkbox"/>
415 0408 10	BMW	120 Nm	<input checked="" type="checkbox"/>
415 0409 10	NISSAN / RENAULT	108 Nm	<input checked="" type="checkbox"/>
415 0410 10	FORD / MAZDA	156 Nm ± 5 Nm	<input checked="" type="checkbox"/>
415 0412 10	FORD / JAGUAR	80 Nm	<input checked="" type="checkbox"/>
415 0413 10	RENAULT	70 Nm	<input checked="" type="checkbox"/>
415 0414 10	HYUNDAI	135 Nm ± 5 Nm	<input checked="" type="checkbox"/>
415 0415 10	FORD	15Nm + 30Nm + 75Nm + 45°	<input checked="" type="checkbox"/>
415 0416 10	BMW	120 Nm	<input checked="" type="checkbox"/>
415 0417 10	ALFA ROMEO / FIAT / LANCIA	20 Nm + 50°	<input checked="" type="checkbox"/>
415 0418 10	NISSAN / RENAULT	25 Nm + 45° ± 6°	<input checked="" type="checkbox"/>
415 0419 10	RENAULT	30 Nm + 56° ± 6°	<input checked="" type="checkbox"/>
415 0420 10	RENAULT	30 Nm + 56° ± 6°	<input checked="" type="checkbox"/>
415 0421 10	RENAULT	30 Nm + 56° ± 6°	<input checked="" type="checkbox"/>
415 0422 10	ALFA ROMEO	160 Nm ± 16 Nm	<input checked="" type="checkbox"/>
415 0423 10	ALFA ROMEO / LANCIA	160 Nm ± 16 Nm	<input checked="" type="checkbox"/>
415 0427 10	FORD / JAGUAR	25 Nm + 40 Nm + 48°	<input checked="" type="checkbox"/>
415 0429 10	RENAULT / SUZUKI	65 Nm	<input checked="" type="checkbox"/>
415 0430 10	FORD / VOLVO	50Nm + 80Nm + 112Nm	<input checked="" type="checkbox"/>
415 0431 10	AUDI / SEAT / SKODA / VW	60 Nm + 90°	<input checked="" type="checkbox"/>
415 0432 10	MERCEDES-BENZ	45 Nm + 90°	<input checked="" type="checkbox"/>
415 0435 10	FORD	112 Nm	<input checked="" type="checkbox"/>
415 0436 10	FORD / MAZDA / PEUGEOT / VOLVO	30 Nm + 90°	<input checked="" type="checkbox"/>
415 0437 10	MITSUBISHI	60 Nm + 90°	<input checked="" type="checkbox"/>
415 0438 10	FORD	15Nm + 30Nm + 75Nm + 45°	<input checked="" type="checkbox"/>

**Nm**

415 0439 10	NISSAN / RENAULT	108 Nm	<input checked="" type="checkbox"/>	
415 0441 10	MITSUBISHI	60 Nm + 90°	<input checked="" type="checkbox"/>	
415 0442 10	OPEL	44 Nm	<input checked="" type="checkbox"/>	
415 0445 10	OPEL / VAUXHALL	160 Nm	<input checked="" type="checkbox"/>	
415 0450 10	BMW	120 Nm	<input checked="" type="checkbox"/>	
415 0451 10	RENAULT	108 Nm	<input checked="" type="checkbox"/>	
415 0452 10	RENAULT	65 Nm	<input checked="" type="checkbox"/>	
415 0453 10	BMW	120 Nm	<input checked="" type="checkbox"/>	
415 0454 10	MERCEDES-BENZ	45 Nm + 90°	<input checked="" type="checkbox"/>	
415 0455 10	MERCEDES-BENZ	45 Nm + 90°	<input checked="" type="checkbox"/>	
415 0456 10	OPEL / SUZUKI / VAUXHALL	44 Nm	<input checked="" type="checkbox"/>	
415 0457 10	VW	60 Nm + 90°	<input checked="" type="checkbox"/>	
415 0458 10	PORSCHE	60 Nm + 90°	<input checked="" type="checkbox"/>	
415 0459 10	FORD / VOLVO	50Nm + 80Nm + 112Nm	<input checked="" type="checkbox"/>	
415 0461 10	MAZDA	156 Nm ± 5 Nm	<input checked="" type="checkbox"/>	
415 0462 10	RENAULT	70 Nm	<input checked="" type="checkbox"/>	
415 0463 10	RENAULT	20 Nm + 43° ± 6°	<input checked="" type="checkbox"/>	
415 0464 10	OPEL / VAUXHALL	15 Nm + 35°	<input checked="" type="checkbox"/>	
415 0465 10	OPEL / VAUXHALL	60 Nm + 45° + 15°	<input checked="" type="checkbox"/>	
415 0466 10	ALFA ROMEO	20 Nm + 50°	<input checked="" type="checkbox"/>	
415 0467 10	BMW	120 Nm	<input checked="" type="checkbox"/>	
415 0468 10	HONDA	118 Nm	<input checked="" type="checkbox"/>	
415 0469 10	FIAT / LANCIA	160 Nm	<input checked="" type="checkbox"/>	
415 0470 10	ALFA ROMEO / FIAT	44 Nm	<input checked="" type="checkbox"/>	
415 0471 10	OPEL / SAAB / VAUXHALL	160 Nm	<input checked="" type="checkbox"/>	
415 0472 10	OPEL / VAUXHALL	85 Nm + 30° + 15°	<input checked="" type="checkbox"/>	
415 0473 10	ALFA ROMEO	160 Nm	<input checked="" type="checkbox"/>	
415 0474 10	FORD / JAGUAR / LAND ROVER	50 Nm + 45° + 45°	<input checked="" type="checkbox"/>	
415 0475 10	FIAT / LANCIA	160 Nm	<input checked="" type="checkbox"/>	
415 0476 10	TOYOTA	49 Nm + 90°	<input checked="" type="checkbox"/>	
415 0477 10	BMW	120 Nm	<input checked="" type="checkbox"/>	
415 0478 10	FORD	35 Nm + 45°	<input checked="" type="checkbox"/>	
415 0479 10	ALFA ROMEO / FIAT / LANCIA	160 Nm	<input checked="" type="checkbox"/>	
415 0480 10	HYUNDAI	125 Nm ± 5 Nm	<input checked="" type="checkbox"/>	
415 0481 10	ALFA ROMEO / FIAT	160 Nm	<input checked="" type="checkbox"/>	
415 0483 10	MAZDA	156 Nm ± 5 Nm	<input checked="" type="checkbox"/>	
415 0484 10	CITROËN / FORD / LAND ROVER / PEUGEOT	33 Nm + 34°	<input checked="" type="checkbox"/>	
415 0485 10	NISSAN / OPEL / RENAULT / VAUXHALL	25 Nm + 45° ± 6°	<input checked="" type="checkbox"/>	
415 0487 10	LEXUS	73 Nm	<input checked="" type="checkbox"/>	
415 0488 10	HYUNDAI	122 Nm	<input checked="" type="checkbox"/>	
415 0489 10	MITSUBISHI	15 Nm + 47 Nm	<input checked="" type="checkbox"/>	
415 0490 10	NISSAN / OPEL / RENAULT / VAUXHALL	25 Nm + 45°	<input checked="" type="checkbox"/>	
415 0491 09	AUDI / SEAT / SKODA / VW	60 Nm + 90°	<input checked="" type="checkbox"/>	
415 0492 10	NISSAN / RENAULT	20 Nm + 30 Nm + 50°	<input checked="" type="checkbox"/>	
415 0493 10	CITROËN / PEUGEOT	25Nm + ← + 8Nm + 30Nm + 90°	<input checked="" type="checkbox"/>	
415 0494 09	AUDI / SEAT / SKODA / VW	60 Nm + 90°	<input checked="" type="checkbox"/>	



Nm



415 0495 10	AUDI	60 Nm + 90°	<input checked="" type="checkbox"/>
415 0496 10	MERCEDES-BENZ	45 Nm + 90°	<input checked="" type="checkbox"/>
415 0497 09	AUDI / SEAT / SKODA / VW	60 Nm + 90°	<input checked="" type="checkbox"/>
415 0498 10	MERCEDES-BENZ	45 Nm + 90°	<input checked="" type="checkbox"/>
415 0499 10	BMW	120 Nm	<input checked="" type="checkbox"/>
415 0500 09	AUDI / SEAT / VW	60 Nm + 90°	<input checked="" type="checkbox"/>
415 0501 10	NISSAN / RENAULT	35 Nm + 50°	<input checked="" type="checkbox"/>
415 0502 10	BMW	120 Nm	<input checked="" type="checkbox"/>
415 0503 09	AUDI / SEAT / SKODA / VW	60 Nm + 90°	<input checked="" type="checkbox"/>
415 0505 10	OPEL / VAUXHALL	60 Nm + 45° + 15°	<input checked="" type="checkbox"/>
415 0506 09	SEAT / SKODA / VW	60 Nm + 90°	<input checked="" type="checkbox"/>
415 0507 10	OPEL / VAUXHALL	160 Nm	<input checked="" type="checkbox"/>
415 0509 09	AUDI / SEAT / SKODA / VW	60 Nm + 90°	<input checked="" type="checkbox"/>
415 0510 10	OPEL / VAUXHALL	160 Nm	<input checked="" type="checkbox"/>
415 0512 09	SEAT / SKODA / VW	60 Nm + 90°	<input checked="" type="checkbox"/>
415 0513 10	OPEL / VAUXHALL	60 Nm + 45° + 15°	<input checked="" type="checkbox"/>
415 0514 10	ALFA ROMEO / FIAT	35 Nm ± 5 Nm + 25°	<input checked="" type="checkbox"/>
415 0515 09	SEAT / SKODA / VW	60 Nm + 90°	<input checked="" type="checkbox"/>
415 0516 10	ALFA ROMEO / FIAT / LANCIA	20 Nm + 50°	<input checked="" type="checkbox"/>
415 0517 10	AUDI / SEAT / SKODA / VW	60 Nm + 90°	<input checked="" type="checkbox"/>
415 0519 10	AUDI / SEAT / SKODA / VW	60 Nm + 90°	<input checked="" type="checkbox"/>
415 0520 10	BMW	120 Nm	<input checked="" type="checkbox"/>
415 0522 10	SUBARU	72 Nm	<input checked="" type="checkbox"/>
415 0523 10	CITROËN / PEUGEOT	8 Nm + 30 Nm + 90°	<input checked="" type="checkbox"/>
415 0524 10	AUDI / SEAT / SKODA / VW	60 Nm + 90°	<input checked="" type="checkbox"/>
415 0525 10	MINI	25Nm + ← + 8Nm + 30Nm + 90°	<input checked="" type="checkbox"/>
415 0526 10	AUDI / SEAT / SKODA / VW	60 Nm + 90°	<input checked="" type="checkbox"/>
415 0528 10	FORD	35 Nm + 45°	<input checked="" type="checkbox"/>
415 0529 10	CITROËN / PEUGEOT	20 Nm + 48 Nm	<input checked="" type="checkbox"/>
415 0530 10	OPEL / VAUXHALL	35 Nm + 30° + 15°	<input checked="" type="checkbox"/>
415 0531 09	SEAT / SKODA / VW	60 Nm + 90°	<input checked="" type="checkbox"/>
415 0532 10	OPEL / VAUXHALL	160 Nm	<input checked="" type="checkbox"/>
415 0535 10	MINI	8 Nm + 30 Nm + 90°	<input checked="" type="checkbox"/>
415 0537 10	FORD	30 Nm + 90°	<input checked="" type="checkbox"/>
415 0537 11	FORD / MAZDA / VOLVO	model-dependent	<input checked="" type="checkbox"/>
415 0538 10	CITROËN / PEUGEOT	30 Nm + 90°	<input checked="" type="checkbox"/>
415 0539 10	OPEL / VAUXHALL	85 Nm + 30° + 15°	<input checked="" type="checkbox"/>
415 0540 10	VW	60 Nm + 90°	<input checked="" type="checkbox"/>
415 0541 10	ALFA ROMEO / FIAT / LANCIA / OPEL / VAUXHALL	160 Nm ± 16 Nm	<input checked="" type="checkbox"/>
415 0542 09	SEAT / SKODA / VW	60 Nm + 90°	<input checked="" type="checkbox"/>
415 0543 10	LAND ROVER	40 Nm + 90°	<input checked="" type="checkbox"/>
415 0544 10	CITROËN / PEUGEOT	15 Nm + 47 Nm	<input checked="" type="checkbox"/>
415 0545 09	AUDI / SEAT / SKODA / VW	60 Nm + 90°	<input checked="" type="checkbox"/>
415 0546 10	MAZDA	152 Nm - 161 Nm	<input checked="" type="checkbox"/>
415 0547 10	HYUNDAI / KIA	125 Nm ± 5 Nm	<input checked="" type="checkbox"/>
415 0548 09	AUDI / SKODA / VW	60 Nm + 90°	<input checked="" type="checkbox"/>
415 0549 10	VW	60 Nm + 90°	<input checked="" type="checkbox"/>
415 0550 08	AUDI	60 Nm + 90°	<input checked="" type="checkbox"/>
415 0551 10	MINI	8 Nm + 30 Nm + 90°	<input checked="" type="checkbox"/>

**Nm**

415 0552 10	BMW	105 Nm	<input checked="" type="checkbox"/>
415 0553 08	AUDI / SEAT	60 Nm + 90°	<input checked="" type="checkbox"/>
415 0554 10	BMW	105 Nm	<input checked="" type="checkbox"/>
415 0555 10	MERCEDES-BENZ	45 Nm + 90°	<input checked="" type="checkbox"/>
415 0556 08	AUDI / SEAT	60 Nm + 90°	<input checked="" type="checkbox"/>
415 0557 10	AUDI / SEAT / VW	60 Nm + 90°	<input checked="" type="checkbox"/>
415 0558 09	VW	60 Nm + 90°	<input checked="" type="checkbox"/>
415 0559 08	AUDI	60 Nm + 90°	<input checked="" type="checkbox"/>
415 0560 10	FORD	15Nm + 30Nm + 75Nm + 45°	<input checked="" type="checkbox"/>
415 0562 10	FORD	model-dependent	<input checked="" type="checkbox"/>
415 0564 10	NISSAN / RENAULT	40 Nm + 50° ± 6°	<input checked="" type="checkbox"/>
415 0565 10	MINI	120 Nm	<input checked="" type="checkbox"/>
415 0567 10	MERCEDES-BENZ	45 Nm + 90°	<input checked="" type="checkbox"/>
415 0568 10	NISSAN	113 Nm	<input checked="" type="checkbox"/>
415 0570 10	NISSAN / RENAULT	108 Nm	<input checked="" type="checkbox"/>
415 0572 10	PORSCHE	25 Nm + 120°	<input checked="" type="checkbox"/>
415 0573 09	RENAULT	20 Nm + 36° ± 6°	<input checked="" type="checkbox"/>
415 0574 10	AUDI / SEAT / SKODA / VW	60 Nm + 90°	<input checked="" type="checkbox"/>
415 0575 09	AUDI / SEAT / SKODA / VW	60 Nm + 90°	<input checked="" type="checkbox"/>
415 0576 10	CITROËN / PEUGEOT	25Nm + ← + 8Nm + 30Nm + 90°	<input checked="" type="checkbox"/>
415 0578 09	AUDI / SEAT / SKODA / VW	60 Nm + 90°	<input checked="" type="checkbox"/>
415 0579 10	BMW	8 Nm + 30 Nm + 90°	<input checked="" type="checkbox"/>
415 0581 09	AUDI / SEAT / SKODA / VW	60 Nm + 90°	<input checked="" type="checkbox"/>
415 0582 09	BMW	120 Nm	<input checked="" type="checkbox"/>
415 0583 10	AUDI / SEAT / SKODA / VW	60 Nm + 90°	<input checked="" type="checkbox"/>
415 0584 10	FORD / VOLVO	30 Nm + 90°	<input checked="" type="checkbox"/>
415 0585 10	MERCEDES-BENZ	55 Nm	<input checked="" type="checkbox"/>
415 0591 09	AUDI / SEAT / SKODA / VW	60 Nm + 90°	<input checked="" type="checkbox"/>
415 0594 10	BMW	60 Nm + 45°	<input checked="" type="checkbox"/>
415 0600 08	AUDI	60 Nm + 90°	<input checked="" type="checkbox"/>
415 0602 08	AUDI	60 Nm + 90°	<input checked="" type="checkbox"/>
415 0606 09	ALFA ROMEO / FIAT / JEEP	160 Nm	<input type="checkbox"/>
415 0610 10	FORD / VOLVO	33 Nm + 35°	<input checked="" type="checkbox"/>
415 0612 10	TOYOTA	71 Nm	<input checked="" type="checkbox"/>
415 0613 10	CITROËN / FORD / LAND ROVER / PEUGEOT	33 Nm + 34°	<input checked="" type="checkbox"/>
415 0614 08	AUDI	60 Nm + 90°	<input checked="" type="checkbox"/>
415 0615 09	AUDI / VW	60 Nm + 90°	<input checked="" type="checkbox"/>
415 0618 09	VW	60 Nm + 90°	<input checked="" type="checkbox"/>
415 0619 10	FORD / MAZDA / VOLVO	model-dependent	<input checked="" type="checkbox"/>
415 0620 10	VW	60 Nm + 90°	<input checked="" type="checkbox"/>
415 0621 09	AUDI	60 Nm	<input checked="" type="checkbox"/>
415 0623 08	AUDI	60 Nm + 90°	<input checked="" type="checkbox"/>
415 0625 09	AUDI	60 Nm	<input checked="" type="checkbox"/>
415 0626 09	AUDI / SEAT / SKODA / VW	60 Nm + 90°	<input checked="" type="checkbox"/>
415 0627 09	AUDI	60 Nm + 90°	<input checked="" type="checkbox"/>
415 0628 10	FORD	25 Nm + 45 Nm + 45°	<input checked="" type="checkbox"/>
415 0629 09	AUDI / SEAT / SKODA / VW	60 Nm + 90°	<input checked="" type="checkbox"/>
415 0630 10	OPEL / VAUXHALL	160 Nm	<input checked="" type="checkbox"/>
415 0631 09	AUDI / SEAT / SKODA / VW	60 Nm + 90°	<input checked="" type="checkbox"/>

**Nm**

415 0637 10	ALFA ROMEO / FIAT / LANCIA	20 Nm + 50°	<input checked="" type="checkbox"/>
415 0638 10	OPEL	105 Nm	<input checked="" type="checkbox"/>
415 0641 10	SSANGYONG	45Nm ± 5Nm + 90° ± 10°	<input checked="" type="checkbox"/>
415 0642 10	SUBARU	35 Nm + 45°	<input checked="" type="checkbox"/>
415 0643 10	MITSUBISHI	132 Nm ± 5 Nm	<input checked="" type="checkbox"/>
415 0644 09	AUDI / VW	60 Nm + 90°	<input checked="" type="checkbox"/>
415 0647 10	FORD	35 Nm + 45°	<input checked="" type="checkbox"/>
415 0649 10	VW	60 Nm + 90°	<input checked="" type="checkbox"/>
415 0650 10	GENERAL MOTORS / OPEL / VAUXHALL	60 Nm + 45° + 15°	<input checked="" type="checkbox"/>
415 0651 08	AUDI	60 Nm + 90°	<input checked="" type="checkbox"/>
415 0654 10	VW	60 Nm + 90°	<input checked="" type="checkbox"/>
415 0655 10	CITROËN / PEUGEOT	20 Nm + 48 Nm	<input checked="" type="checkbox"/>
415 0656 10	FORD	15Nm + 25Nm + 30Nm + 90°	<input checked="" type="checkbox"/>
415 0657 10	MERCEDES-BENZ	45 Nm + 90°	<input checked="" type="checkbox"/>
415 0658 10	CITROËN / MITSUBISHI / PEUGEOT	25Nm + ← + 8Nm + 30Nm + 90°	<input checked="" type="checkbox"/>
415 0659 10	MERCEDES-BENZ	45 Nm + 90°	<input checked="" type="checkbox"/>
415 0660 10	MERCEDES-BENZ	45 Nm + 90°	<input checked="" type="checkbox"/>
415 0663 10	FIAT	160 Nm	<input checked="" type="checkbox"/>
415 0667 10	AUDI / SEAT / SKODA / VW	60 Nm + 90°	<input checked="" type="checkbox"/>
415 0668 10	FIAT / JEEP	20 Nm + 50°	<input checked="" type="checkbox"/>
415 0670 10	MAZDA	152 Nm - 160 Nm	<input checked="" type="checkbox"/>
415 0672 10	VOLVO	45 Nm + 65°	<input checked="" type="checkbox"/>
415 0673 10	FIAT	30 Nm + 90°	<input checked="" type="checkbox"/>
415 0674 10	FIAT / JEEP	160 Nm	<input type="checkbox"/>
415 0678 10	FIAT / OPEL / VAUXHALL	20 Nm + 50°	<input type="checkbox"/>
415 0679 10	FIAT / OPEL	144 - 176 Nm	<input checked="" type="checkbox"/>
415 0680 09	AUDI / SEAT / SKODA / VW	60 Nm + 90°	<input checked="" type="checkbox"/>
415 0682 09	AUDI / SEAT / SKODA / VW	60 Nm + 90°	<input checked="" type="checkbox"/>
415 0683 09	CHRYSLER / FIAT	20 Nm + 50°	<input checked="" type="checkbox"/>
415 0685 10	VW	60 Nm + 90°	<input checked="" type="checkbox"/>
415 0686 08	AUDI	60 Nm + 90°	<input checked="" type="checkbox"/>
415 0693 10	FIAT / LANCIA	20 Nm + 50°	<input type="checkbox"/>
415 0694 10	FIAT	136 Nm	<input checked="" type="checkbox"/>
415 0697 10	CHRYSLER / FIAT / JEEP	160 Nm	<input type="checkbox"/>
415 0699 10	BMW / MINI	120 Nm	<input checked="" type="checkbox"/>
415 0701 10	VOLVO	45 Nm + 65°	<input checked="" type="checkbox"/>
415 0702 10	AUDI / SEAT / SKODA / VW	60 Nm + 90°	<input checked="" type="checkbox"/>
415 0703 10	FORD / VOLVO	100 Nm + 90°	<input checked="" type="checkbox"/>
415 0704 08	AUDI	60 Nm	<input checked="" type="checkbox"/>
415 0707 10	FIAT / OPEL	160 Nm	<input type="checkbox"/>
415 0708 10	OPEL / VAUXHALL	15 Nm + 35°	<input checked="" type="checkbox"/>
415 0709 10	OPEL / VAUXHALL	60 Nm + 45° + 15°	<input checked="" type="checkbox"/>
415 0711 09	AUDI / SEAT / SKODA / VW	60 Nm + 90°	<input checked="" type="checkbox"/>
415 0712 10	MERCEDES-BENZ	45 Nm + 90° / No data available	<input checked="" type="checkbox"/>
415 0713 10	FORD / VOLVO	model-dependent	<input checked="" type="checkbox"/>
415 0714 10	BMW / MINI	120 Nm	<input checked="" type="checkbox"/>
415 0715 10	CITROËN / PEUGEOT	25Nm + ← + 8Nm + 30Nm + 90°	<input checked="" type="checkbox"/>
415 0716 10	VOLVO	45 Nm + 65°	<input checked="" type="checkbox"/>

**Nm**

415 0717 09	AUDI	60 Nm	<input checked="" type="checkbox"/>
415 0718 10	BMW / MINI	120 Nm	<input checked="" type="checkbox"/>
415 0719 10	VOLVO	45 Nm + 65°	<input checked="" type="checkbox"/>
415 0720 10	FIAT / OPEL	160 Nm	<input checked="" type="checkbox"/>
415 0721 08	AUDI	60 Nm	<input checked="" type="checkbox"/>
415 0722 10	BMW	120 Nm	<input checked="" type="checkbox"/>
415 0723 09	AUDI / SEAT / SKODA / VW	60 Nm + 90°	<input checked="" type="checkbox"/>
415 0724 10	FIAT	160 Nm	<input checked="" type="checkbox"/>
415 0725 10	AUDI / SKODA / VW	60 Nm + 90°	<input checked="" type="checkbox"/>
415 0726 10	AUDI / SEAT / SKODA / VW	60 Nm + 90°	<input checked="" type="checkbox"/>
415 0727 09	VW	60 Nm + 90°	<input checked="" type="checkbox"/>
415 0728 10	OPEL	60 Nm + 45°	<input type="checkbox"/>
415 0729 09	AUDI	60 Nm	<input checked="" type="checkbox"/>
415 0732 09	AUDI / SEAT / SKODA / VW	60 Nm + 90°	<input checked="" type="checkbox"/>
415 0733 10	NISSAN	167 Nm - 186 Nm	<input type="checkbox"/>
415 0734 10	VW	60 Nm + 90°	<input checked="" type="checkbox"/>
415 0735 10	FORD / VOLVO	45 Nm + 65°	<input checked="" type="checkbox"/>
415 0736 09	AUDI / SEAT / SKODA / VW	60 Nm + 90°	<input checked="" type="checkbox"/>
415 0737 10	OPEL	40 Nm + 60°	<input checked="" type="checkbox"/>
415 0738 10	IVECO	30 Nm + 90°	<input checked="" type="checkbox"/>
415 0740 09	AUDI / SEAT / SKODA / VW	60 Nm + 90°	<input checked="" type="checkbox"/>
415 0741 10	CHEVROLET / OPEL / VAUXHALL	53 Nm + 25°	<input checked="" type="checkbox"/>
415 0742 09	ALFA ROMEO / FIAT / JEEP / LANCIA / SUZUKI	160 Nm	<input type="checkbox"/>
415 0743 10	CITROËN / PEUGEOT	25Nm + 8Nm + 30Nm + 75°	<input checked="" type="checkbox"/>
415 0744 09	AUDI / SEAT / SKODA / VW	60 Nm + 90°	<input checked="" type="checkbox"/>
415 0746 10	MINI	30 Nm + 90°	<input checked="" type="checkbox"/>
415 0748 10	CITROËN / FORD /	33 Nm + 35°	<input checked="" type="checkbox"/>
415 0749 10	ALFA ROMEO / FIAT / LANCIA / SUZUKI	160 Nm	<input type="checkbox"/>
415 0751 10	VOLVO	45 Nm + 65°	<input checked="" type="checkbox"/>
415 0752 10	TOYOTA	120 Nm	<input checked="" type="checkbox"/>
415 0753 10	FORD	20 Nm + 48 Nm	<input checked="" type="checkbox"/>
415 0755 09	AUDI / SKODA / VW	60 Nm + 90°	<input checked="" type="checkbox"/>
415 0768 09	SEAT / SKODA / VW	60 Nm + 90°	<input checked="" type="checkbox"/>
415 0778 10	CHRYSLER	95 Nm	<input type="checkbox"/>
415 0783 10	CHEVROLET / OPEL / VAUXHALL	160 Nm	<input checked="" type="checkbox"/>
415 0786 10	OPEL / SAAB	30 Nm + 75°	<input checked="" type="checkbox"/>
415 0789 09	FORD	10Nm + 25Nm + 50Nm + 90°	<input checked="" type="checkbox"/>
415 0795 10	CITROËN / PEUGEOT	8 Nm + 30 Nm + 90°	<input checked="" type="checkbox"/>
415 0799 10	CITROËN / PEUGEOT	8 Nm + 30 Nm + 90°	<input checked="" type="checkbox"/>
415 0808 10	IVECO	30 Nm + 90°	<input checked="" type="checkbox"/>
415 0809 10	VOLVO	30 Nm + 90°	<input checked="" type="checkbox"/>
415 0813 10	BMW / MINI	120 Nm	<input checked="" type="checkbox"/>
415 0814 10	HONDA	118 Nm	<input checked="" type="checkbox"/>
415 0818 10	OPEL	60 Nm + 45°	<input checked="" type="checkbox"/>
415 0823 10	BMW	120 Nm	<input checked="" type="checkbox"/>
415 0824 10	VOLVO	45 Nm + 65°	<input checked="" type="checkbox"/>
415 0826 10	JEEP	95 Nm	<input checked="" type="checkbox"/>

**Nm**

415 0827 10	JEEP	60 Nm + 90°	<input checked="" type="checkbox"/>
415 0844 09	AUDI / SEAT / SKODA / VW	60 Nm + 90°	<input checked="" type="checkbox"/>
415 0852 10	CITROËN / PEUGEOT	33 Nm + 34°	<input checked="" type="checkbox"/>
415 0853 10	VW	60 Nm + 90°	<input checked="" type="checkbox"/>
415 0856 10	BMW / MINI	120 Nm	<input checked="" type="checkbox"/>
415 0857 09	AUDI / SEAT / SKODA / VW	60 Nm + 90°	<input checked="" type="checkbox"/>
415 0859 09	MERCEDES-BENZ	55 Nm	<input checked="" type="checkbox"/>
415 0862 09	AUDI	60 Nm	<input checked="" type="checkbox"/>
415 0873 10	FORD	10Nm + 25Nm + 50Nm + 90°	<input checked="" type="checkbox"/>
415 0874 10	CHRYSLER / DODGE / JEEP	60 Nm + 90°	<input type="checkbox"/>
415 0876 09	MERCEDES-BENZ	45 Nm + 90°	<input checked="" type="checkbox"/>
415 0877 09	AUDI	60 Nm + 90°	<input checked="" type="checkbox"/>
415 0881 10	MERCEDES-BENZ	45 Nm + 90°	<input checked="" type="checkbox"/>
415 0891 09	SKODA / VW	60 Nm + 90°	<input checked="" type="checkbox"/>
415 0893 10	HYUNDAI	118 Nm	<input checked="" type="checkbox"/>
415 0894 10	AUDI / SKODA / VW	60 Nm + 90°	<input checked="" type="checkbox"/>
415 0895 09	AUDI / SEAT / SKODA / VW	60 Nm + 90°	<input checked="" type="checkbox"/>
415 0898 10	HYUNDAI	123 Nm ± 5 Nm	<input checked="" type="checkbox"/>
415 0903 09	VW	60 Nm + 90°	<input checked="" type="checkbox"/>
415 0912 10	VOLVO	45 Nm + 65°	<input checked="" type="checkbox"/>
415 0922 09	AUDI	60 Nm	<input checked="" type="checkbox"/>
415 0937 09	VW	60 Nm + 90°	<input checked="" type="checkbox"/>
415 0940 10	RENAULT	50 Nm + 54° - 66°	<input checked="" type="checkbox"/>
415 0944 09	VW	60 Nm + 90°	<input checked="" type="checkbox"/>
415 0946 10	VW	60 Nm + 90°	<input checked="" type="checkbox"/>
415 0947 09	VW	60 Nm + 90° / No data available	<input checked="" type="checkbox"/>
415 0951 09	VW	60 Nm + 90°	<input checked="" type="checkbox"/>
415 0952 10	VW	60 Nm + 90°	<input checked="" type="checkbox"/>
415 0955 10	VW	60 Nm + 90°	<input checked="" type="checkbox"/>
415 0956 08	AUDI	60 Nm + 90°	<input checked="" type="checkbox"/>
417 0019 11	AUDI / SEAT / SKODA / VW	60 Nm + 90°	<input checked="" type="checkbox"/>
600 0013 00	AUDI / FORD / SEAT / VW	60 Nm + 90°	<input checked="" type="checkbox"/>
600 0017 00	AUDI / SEAT / SKODA / VW	60 Nm + 90°	<input checked="" type="checkbox"/>
600 0018 00	MERCEDES-BENZ	45 Nm + 90°	<input checked="" type="checkbox"/>
600 0019 00	SKODA / VW	60 Nm + 90°	<input checked="" type="checkbox"/>
600 0020 00	RENAULT	30 Nm + 56° ± 6°	<input checked="" type="checkbox"/>
600 0021 00	RENAULT	30 Nm + 56° ± 6°	<input checked="" type="checkbox"/>
600 0027 00	RENAULT	60 Nm	<input checked="" type="checkbox"/>
600 0031 00	FORD	30 Nm + 90°	<input checked="" type="checkbox"/>
600 0042 00	RENAULT	25 Nm + 50° ± 6°	<input checked="" type="checkbox"/>
600 0044 00	FORD	30 Nm + 85 Nm	<input checked="" type="checkbox"/>
600 0045 00	FORD	25 Nm + 40 Nm + 48°	<input checked="" type="checkbox"/>
600 0046 00	FORD	25 Nm + 40 Nm + 48°	<input checked="" type="checkbox"/>
600 0047 00	FORD	25 Nm + 40 Nm + 48°	<input checked="" type="checkbox"/>
600 0053 00	FORD / VOLVO	48 Nm	<input checked="" type="checkbox"/>
600 0055 00	MERCEDES-BENZ	45 Nm + 90°	<input checked="" type="checkbox"/>
600 0056 00	MERCEDES-BENZ	45 Nm + 90°	<input checked="" type="checkbox"/>
600 0057 00	VW	60 Nm + 90°	<input checked="" type="checkbox"/>
600 0058 00	FIAT	160 Nm ± 16 Nm	<input checked="" type="checkbox"/>
600 0059 00	RENAULT	108 Nm	<input checked="" type="checkbox"/>



**Nm**

600 0060 00	MERCEDES-BENZ	45 Nm + 90°	<input checked="" type="checkbox"/>	
600 0061 00	VW	60 Nm + 90°	<input checked="" type="checkbox"/>	
600 0062 00	RENAULT	20 Nm + 36°	<input checked="" type="checkbox"/>	
600 0064 00	RENAULT	25 Nm + 45° ± 6°	<input checked="" type="checkbox"/>	
600 0065 00	MERCEDES-BENZ	45 Nm + 90°	<input checked="" type="checkbox"/>	
600 0066 00	RENAULT	25 Nm + 45° ± 6°	<input checked="" type="checkbox"/>	
600 0068 00	RENAULT	55 Nm	<input checked="" type="checkbox"/>	
600 0070 00	RENAULT	55 Nm	<input checked="" type="checkbox"/>	
600 0073 00	MERCEDES-BENZ	45 Nm + 90°	<input checked="" type="checkbox"/>	
600 0074 00	RENAULT	65 Nm	<input type="checkbox"/>	
600 0076 00	MERCEDES-BENZ	45 Nm + 90°	<input checked="" type="checkbox"/>	
600 0078 00	OPEL / RENAULT / VAUXHALL	25 Nm + 50° ± 6°	<input checked="" type="checkbox"/>	
600 0080 00	OPEL / RENAULT / VAUXHALL	25 Nm + 50° ± 6°	<input checked="" type="checkbox"/>	
600 0091 00		15Nm + 30Nm + 75Nm + 45°	<input type="checkbox"/>	
600 0094 00	OPEL / VAUXHALL	45 Nm + 30° + 15°	<input checked="" type="checkbox"/>	
600 0099 00	VW	60 Nm + 90°	<input checked="" type="checkbox"/>	
600 0100 00	AUDI	60 Nm + 90°	<input checked="" type="checkbox"/>	
600 0101 00	AUDI	60 Nm + 90°	<input checked="" type="checkbox"/>	
600 0118 00	MERCEDES-BENZ	45 Nm + 90°	<input checked="" type="checkbox"/>	
600 0121 00	VW	60 Nm + 90°	<input checked="" type="checkbox"/>	
600 0123 00	FORD	45 Nm + 65°	<input type="checkbox"/>	
600 0125 00	VW	60 Nm + 90°	<input checked="" type="checkbox"/>	
600 0137 00	FORD	30 Nm + 90°	<input checked="" type="checkbox"/>	
600 0143 00	CITROËN / PEUGEOT	25Nm + ← + 8Nm + 30Nm + 90°	<input checked="" type="checkbox"/>	
600 0148 00	AUDI / SEAT / SKODA / VW	60 Nm + 90°	<input checked="" type="checkbox"/>	
600 0149 00	FORD	48 Nm	<input checked="" type="checkbox"/>	
600 0151 00	SEAT / VW	60 Nm + 90°	<input checked="" type="checkbox"/>	
600 0158 00	OPEL / VAUXHALL	160 Nm	<input checked="" type="checkbox"/>	
600 0164 00	OPEL / VAUXHALL	44 Nm	<input checked="" type="checkbox"/>	
600 0165 00	OPEL	44 Nm	<input checked="" type="checkbox"/>	
600 0166 00	OPEL	85 Nm + 30° + 15°	<input checked="" type="checkbox"/>	
600 0167 00	OPEL	85 Nm + 30° + 15°	<input checked="" type="checkbox"/>	
600 0168 00	OPEL / VAUXHALL	44 Nm	<input checked="" type="checkbox"/>	
600 0170 00	FORD	35 Nm + 45°	<input checked="" type="checkbox"/>	
600 0171 00	FORD	35 Nm + 45°	<input checked="" type="checkbox"/>	
600 0172 00	FORD / SEAT / VW	60 Nm + 90°	<input checked="" type="checkbox"/>	
600 0173 00	FORD	25 Nm + 40 Nm + 48°	<input checked="" type="checkbox"/>	
600 0174 00	FORD	35 Nm + 45°	<input checked="" type="checkbox"/>	
600 0175 00	FORD	35 Nm + 45°	<input checked="" type="checkbox"/>	
600 0176 00	LAND ROVER	110 Nm	<input checked="" type="checkbox"/>	
600 0179 00	AUDI / SEAT / VW	60 Nm + 90°	<input checked="" type="checkbox"/>	
600 0180 00	AUDI / SEAT	60 Nm + 90°	<input checked="" type="checkbox"/>	
600 0181 00	SEAT / VW	60 Nm + 90°	<input checked="" type="checkbox"/>	
600 0185 00	FORD	25 Nm + 40 Nm + 48°	<input checked="" type="checkbox"/>	
600 0195 00	VOLVO	45 Nm + 65°	<input checked="" type="checkbox"/>	
600 0196 00	VOLVO	45 Nm + 65°	<input checked="" type="checkbox"/>	
600 0197 00	DACIA / NISSAN / RENAULT	20 Nm + 36°	<input checked="" type="checkbox"/>	
600 0200 00	FORD	30 Nm + 90°	<input checked="" type="checkbox"/>	
600 0201 00	VW	60 Nm + 90°	<input checked="" type="checkbox"/>	

**Nm**

600 0202 00	VW	60 Nm + 90°	<input checked="" type="checkbox"/>
600 0203 00	FORD / FORD AUSTRALIA / VOLVO	45 Nm + 65°	<input checked="" type="checkbox"/>
600 0204 00	NISSAN / RENAULT	25 Nm + 45° ± 6°	<input checked="" type="checkbox"/>
600 0208 00	VOLVO	45 Nm + 65°	<input checked="" type="checkbox"/>
600 0210 00	VOLVO	45 Nm + 65°	<input checked="" type="checkbox"/>
600 0212 00	OPEL / VAUXHALL	45 Nm + 30° + 15°	<input checked="" type="checkbox"/>
600 0213 00	ROVER	110 Nm	<input checked="" type="checkbox"/>
600 0214 00	VOLVO	45 Nm + 65°	<input checked="" type="checkbox"/>
600 0215 00	VW	60 Nm + 90°	<input checked="" type="checkbox"/>
600 0218 00	VOLVO	20 Nm + 70°	<input checked="" type="checkbox"/>
600 0227 00	FORD / FORD AUSTRALIA / VOLVO	50Nm + 80Nm + 112Nm	<input type="checkbox"/>
600 0229 00	OPEL / SAAB / VAUXHALL	160 Nm	<input checked="" type="checkbox"/>
600 0231 00	VW	60 Nm + 90°	<input checked="" type="checkbox"/>
600 0232 00	ALFA ROMEO / FIAT	160 Nm	<input checked="" type="checkbox"/>
600 0233 00	FORD	50Nm + 80Nm + 112Nm	<input checked="" type="checkbox"/>
600 0235 00	NISSAN / OPEL / RENAULT / VAUXHALL	25 Nm + 45° ± 6°	<input checked="" type="checkbox"/>
600 0237 00	OPEL / VAUXHALL	85 Nm + 35° + 15°	<input checked="" type="checkbox"/>
600 0239 00	CHEVROLET / HOLDEN / OPEL / VAUXHALL	105 Nm	<input checked="" type="checkbox"/>
600 0240 00	CITROËN / PEUGEOT	25Nm + ← + 8Nm + 30Nm + 90°	<input type="checkbox"/>
600 0246 00	FORD / JAGUAR	25 Nm + 40 Nm + 48°	<input checked="" type="checkbox"/>
600 0247 00	MITSUBISHI	15 Nm + 47 Nm	<input checked="" type="checkbox"/>
600 0251 00	FIAT / MITSUBISHI	122 Nm	<input type="checkbox"/>
600 0255 00	MERCEDES-BENZ	45 Nm + 90°	<input checked="" type="checkbox"/>
600 0260 00	MERCEDES-BENZ	45 Nm + 90°	<input checked="" type="checkbox"/>
600 0262 00	FORD	25 Nm + 45 Nm + 45°	<input type="checkbox"/>
600 0265 00	FIAT	160 Nm ± 16 Nm	<input checked="" type="checkbox"/>
600 0266 00	OPEL	85 Nm + 30° + 15°	<input checked="" type="checkbox"/>
600 0267 00	OPEL	44 Nm	<input checked="" type="checkbox"/>
600 0268 00	NISSAN	25 Nm + 45° ± 6°	<input checked="" type="checkbox"/>
600 0269 00	VOLVO	45 Nm + 65°	<input checked="" type="checkbox"/>
600 0271 00	FORD	35 Nm + 45°	<input checked="" type="checkbox"/>
600 0273 00	VOLVO	45 Nm + 65°	<input checked="" type="checkbox"/>
600 0275 00	VW	60 Nm + 90°	<input checked="" type="checkbox"/>
600 0276 00	RENAULT	60 Nm	<input checked="" type="checkbox"/>
600 0277 00	FORD / MAZDA / VOLVO	30 Nm + 90°	<input checked="" type="checkbox"/>
600 0278 00	VOLVO	45 Nm + 65°	<input checked="" type="checkbox"/>
600 0279 00	MERCEDES-BENZ	45 Nm + 90°	<input checked="" type="checkbox"/>
600 0281 00	VW	60 Nm + 90°	<input checked="" type="checkbox"/>
600 0283 00	AUDI / SEAT / VW	60 Nm + 90°	<input checked="" type="checkbox"/>
600 0290 00	MERCEDES-BENZ	45 Nm + 90°	<input checked="" type="checkbox"/>
600 0291 00	MERCEDES-BENZ	45 Nm + 90°	<input checked="" type="checkbox"/>
600 0293 00	VW	60 Nm + 90°	<input checked="" type="checkbox"/>
600 0295 00	AUDI / SEAT / SKODA / VW	60 Nm + 90°	<input checked="" type="checkbox"/>
600 0297 00	CITROËN / PEUGEOT	25Nm + ← + 8Nm + 30Nm + 90°	<input checked="" type="checkbox"/>
600 0299 00	AUDI / SEAT / SKODA / VW	60 Nm + 90°	<input checked="" type="checkbox"/>
600 0300 00	PEUGEOT	25Nm + ← + 8Nm + 30Nm + 90°	<input checked="" type="checkbox"/>
600 0302 00	LAND ROVER	110 Nm	<input checked="" type="checkbox"/>













Nm



600 0303 00	FORD / VOLVO	50Nm + 80Nm + 112Nm	<input checked="" type="checkbox"/>
600 0306 00	LAND ROVER	110 Nm	<input checked="" type="checkbox"/>
600 0310 00	FORD	30 Nm + 90°	<input checked="" type="checkbox"/>
600 0315 00	FORD	15Nm + 30Nm + 75Nm + 45°	<input checked="" type="checkbox"/>
600 0321 00	VW	60 Nm + 90°	<input checked="" type="checkbox"/>





	Manufacturer
Nm	Torque (Nm)
	Renew bolts
	Comment
	Loosen
	Rethread
	Rethread and use new screws with thread lock
	Use screws with sealant/thread lock
	Apply thread lock on screws
<p>OE part numbers can be cross referred to Schaeffler Automotive Aftermarket part numbers using the Online catalogue at www.schaeffler-aftermarket.co.uk or using TecDoc on www.repxpert.co.uk. If the part number you are looking for is not listed please check the latest information at www.repxpert.co.uk or www.schaeffler-aftermarket.co.uk.</p>	

Mehr Werkstattwissen unter:









www.repxpert.de

Service-Center: 00800 1 753-3333*

*kostenfreie Rufnummer, Mo.-Fr, von 8.00-17.00 Uhr

www.schaeffler-aftermarket.de











	Fahrzeughersteller
Nm	Anzugsdrehmoment (Nm)
	Neue Schrauben verwenden
	Bemerkungen
	Lösen
	Gewinde nachschneiden
	Gewinde nachschneiden und neue Schrauben mit Sicherungsmasse verwenden
	Mit Dicht-/Sicherungsmittel versehene Schrauben verwenden
	Schrauben mit Sicherungsmittel bestreichen
<p>Ersatzteil-Nummern der Fahrzeughersteller können im Online Katalog unter www.Schaeffler-Aftermarket.de oder in TecDoc unter www.repxpert.de auf die Schaeffler Automotive Aftermarket Nummer ungeschlüsselt werden. Messwerte für Neuaufnahmen im Schaeffler Automotive Aftermarket Lieferprogramm sind unter www.Schaeffler-Aftermarket.de oder www.repxpert.de verfügbar.</p>	











	Výrobce
Nm	Utahovací moment (Nm)
	Použit nové šrouby
i	Poznámka
	Uvolněte
	Doříznout závit
	Doříznout závit a použít šrouby s těsnicím prostředkem
	Použit šrouby s těsnicím
	Použit šrouby s prostředkem na zajištění
<p>OE čísla dílů mohou být porovnána s čísly produktů Schaeffler Automotive Aftermarket pomocí online katalogu na www.schaeffler-aftermarket.cz nebo pomocí TecDoc přístupného na www.repxpert.cz. U nově zavedených dílů do programu Schaeffler Automotive Aftermarket naleznete hodnoty pro měření na stránkách www.schaeffler-aftermarket.cz nebo na www.repxpert.cz.</p>	











	Constructeur
Nm	Couples de serrage (Nm)
	Renouveler les vis
	Notes
	Dévisser
	Tarauder le filetage
	Tarauder le filetage et utiliser de nouvelles vis avec frein filet
	Utiliser des vis avec frein filet
	Appliquer le frein filet sur les vis
<p>Les correspondances entre les références OE et les références Schaeffler Automotive Aftermarket peuvent être trouvées grâce au catalogue en ligne sur le site www.schaeffler-aftermarket.fr ou en utilisant TecDoc sur le site www.repxpert.fr. Si la référence que vous recherchez ne figure pas sur cette table, veuillez consulter nos sites internet à l'adresse www.Schaeffler-Aftermarket.fr ou www.repxpert.fr.</p>	











	Fabbricante
Nm	Coppia di serraggio (Nm)
	Sostituire viti
	Avviso
	Svitare
	Filettare nuovamente
	Filettare nuovamente ed usare viti con frena filetti
	Usare viti con frena filetti
	Applicare il frena filetti sulle viti
La corrispondenza tra i codici originali OE e quelli Schaeffler Automotive Aftermarket è consultabile sul catalogo online www.schaeffler-aftermarket.it oppure su TecDoc sul sito www.repxpert.it . Se il codice che si sta cercando non è presente, allora eseguire la ricerca sul nostro sito Internet www.schaeffler-aftermarket.it oppure www.repxpert.it .	



	Producent
Nm	Moment dokręcenia śrub
	Odnawianie śrub
	Wskazówki techniczne
	Poluzować
	Ponownie nagwintować otwory
	Ponownie nagwintować otwory i zastosować nowe śruby z substancją blokującą
	Użyć śrub z uszczelnieniem
	Zastosować śruby z substancją blokującą
<p>Dla części zamiennych o nr producenta OE można znaleźć odpowiednik o numerze referencyjnym Schaeffler Automotive Aftermarket w katalogu on-line na stronie www.Schaeffler-Aftermarket.pl lub w TecDoc na stronie www.RepXpert.pl. Jeśli poszukiwanego numeru części nie ma w tabeli, należy sprawdzić informacje na stronach www.schaeffler-aftermarket.pl lub www.repxpert.pl.</p>	



	Fabricante
Nm	Par de apriete (Nm)
	Cambiar tornillos
	Indicación
	Aflojar
	Rectificar la rosca
	Rectificar la rosca y utilizar tornillos con sellante
	Utilizar tornillos que lleven sellante
	Aplicar sellante a los tornillos
<p>Las referencias de los fabricantes pueden ser cruzadas a referencia Schaeffler Automotive Aftermarket en el catálogo online en www.schaeffler-aftermarket.es, en TecDoc o en www.repxpert.es. Si la referencia del producto que usted busca no se encuentra en la base de datos, por favor consulte nuestra página web www.schaeffler-aftermarket.es, o el portal del taller www.repxpert.es.</p>	



	制造商
Nm	最大扭矩 (Nm)
	更换螺栓
i	评论
	松开
	重新攻丝
	重新攻丝，使用带螺纹锁的新螺栓
	使用带密封胶或螺纹锁的螺栓
	将螺纹密封胶上到螺栓上
查询OE原厂号与舍弗勒汽车售后的对应关系。您可登陆 www.schaeffler-aftermarket.cn 查询在线产品目录 或使用 www.repxpert.cn 中的TecDoc 进行查询。如果您所查找的零件编号并不在表中，请访问我们的网站 www.schaeffler-aftermarket.cn 或者 www.repxpert.cn 。	