



NOTEBOOK COOLER USER GUIDE

WIND PAL FS



www.deepcoolglobal.com

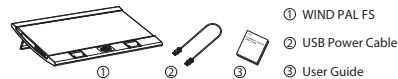
Pre-Use Note

1. Check the product condition before use. In case of any problem, please contact your retailer.
2. To ensure product lifespan, please do not use on uneven or vibrating surfaces.
3. To ensure fan performance, please do not interrupt the air inlets or obstruct the fan rotation.
4. All specifications subject to change without notice.
5. Under no condition shall Deepcool be liable for any indirect, incidental or consequential damages arising from any defect or error in this manual or product.
6. For more information for this product, please visit our website: www.deepcoolglobal.com.

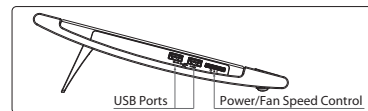
Specifications

Overall Dimension	382X262X24mm
Fan Dimension	140X140X15mm
Weight	793g
Rated Voltage	5VDC
Operating Voltage	4.5~5VDC
Rated Current	0.26±10%~0.40±10%A
Power Input	1.3~2.0W
Fan Speed	700±150~1200±10%RPM
Max. Air Flow	115CFM
Noise Level	21.5~26.5dB(A)
Bearing Type	Hydro Bearing

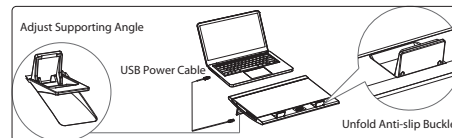
Components List



Features



How to Use



- ① Connect WIND PAL FS with Notebook using the USB power cable.
- ② Turn the knob in clockwise direction to switch on the fan and adjust the fan speed accordingly. And turn the knob in unclockwise direction to switch off the fan.
- ③ Use either one USB port for power input, and the other USB port for your USB device.

Appearance Patent NO. : 201130481206.8

Brands and designs are trademarks from Beijing Deepcool Industries Co., Ltd.
All rights reserved.

Beijing Deepcool Industries Co., Ltd.

MADE IN CHINA