




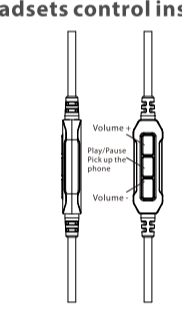

封面

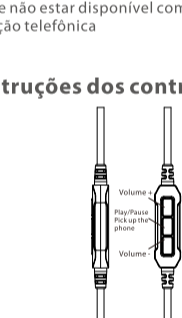






封底

FCC Statement
Changes or modifications not expressly approved by the party responsible for compliance could void the user's authority to operate the equipment.
This equipment has been tested and found to comply with the requirements for Class B digital device pursuant to Part 15 of the FCC Rules. These devices are designed to prevent radio frequency interference with other radio frequency devices. However, if you use this equipment with an antenna or a power line interface, you may experience radio frequency interference with other radio frequency devices. If this equipment does cause harmful interference to radio or television reception, which can be determined by turning the equipment off and on, the user is encouraged to take one or more of the following measures to correct the interference problem:
- Reorient or relocate the receiving antenna.
- Increase the separation between the equipment and receiver.
- Connect the equipment to a power outlet on a circuit different from that which the receiver is connected to.
- Consult the dealer or an experienced radio/TV technician for help.
This device complies with Part 15 of the FCC rules. Compliance is subject to the following conditions:
1. This device may not cause interference.
2. This device must accept any interference received, including interference that may cause undesired operation.

封底背面

<p>US UK</p> <p>Dear user Thank you for choosing our REDRAGON product. To protect your rights and to better customer service, we ask that you read our warranty rules. Before getting started, please go to www.redragon.com to learn about the detailed user problems. For the details, such as warranty, accessories, and services, please visit our website. We will continue to improve our products and services, such as the Headset, to provide you with the best user experience. 1. Our products are not covered by our warranty. 2. Our products are not covered by our warranty.</p>	<p>Features: 1. Top Connectable Headset with Gold-plated, the design for users who use the headset. 2. High-quality speaker with 50mm drivers and high-quality low-frequency drivers. 3. High-quality microphone with 5.0mm drivers and high-quality microphone. 4. High-quality headset with 50mm drivers and high-quality microphone. 5. High-quality headset with 50mm drivers and high-quality microphone. 6. High-quality headset with 50mm drivers and high-quality microphone. 7. High-quality headset with 50mm drivers and high-quality microphone. 8. High-quality headset with 50mm drivers and high-quality microphone. 9. High-quality headset with 50mm drivers and high-quality microphone. 10. High-quality headset with 50mm drivers and high-quality microphone.</p> <p>Support OS PC (Windows/MacOS), PS4/PS5, Switch, Linux, Xbox Series X/S, Steam Deck</p> <p>Headset Instruction: </p> <p>Please Note: 1. Do not pull the headset cable, or the headset will be damaged. 2. Do not pull the headset cable, or the headset will be damaged.</p>	<p>3. To connect the headset to the headset, make sure the headset type C port is inserted with the cable into the headset plug. Please do not pull the headset cable when the headset is plugged into the headset. 4. To connect the headset to the headset, make sure the headset type C port is inserted with the cable into the headset plug. Please do not pull the headset cable when the headset is plugged into the headset. 5. To connect the headset to the headset, make sure the headset type C port is inserted with the cable into the headset plug. Please do not pull the headset cable when the headset is plugged into the headset. 6. To connect the headset to the headset, make sure the headset type C port is inserted with the cable into the headset plug. Please do not pull the headset cable when the headset is plugged into the headset. 7. To connect the headset to the headset, make sure the headset type C port is inserted with the cable into the headset plug. Please do not pull the headset cable when the headset is plugged into the headset. 8. To connect the headset to the headset, make sure the headset type C port is inserted with the cable into the headset plug. Please do not pull the headset cable when the headset is plugged into the headset. 9. To connect the headset to the headset, make sure the headset type C port is inserted with the cable into the headset plug. Please do not pull the headset cable when the headset is plugged into the headset. 10. To connect the headset to the headset, make sure the headset type C port is inserted with the cable into the headset plug. Please do not pull the headset cable when the headset is plugged into the headset.</p> <p>Headsets control instructions: </p>	<p>Contents in the box 1. Headset 2. User manual 3. Audio cable 4. Headset 5. Headset</p> <p>Product specification Speaker: 50mm 50mm 50mm 50mm 50mm 50mm 50mm 50mm 50mm 50mm</p> <p>Microphone: 5.0mm 5.0mm 5.0mm 5.0mm 5.0mm 5.0mm 5.0mm 5.0mm 5.0mm 5.0mm</p> <p>Remark 1. Do not pull the headset cable. 2. Do not pull the headset cable. 3. Do not pull the headset cable.</p> 
--	---	--	---

<p>PT</p> <p>Prezado usuário, Obrigado por escolher o produto REDRAGON. Para garantir seus direitos e melhorar o atendimento ao cliente, pedimos que você leia as regras de garantia antes de começar a usar o produto. Antes de começar a usar o produto, por favor, visite o site www.redragon.com para obter informações detalhadas sobre o produto, acessórios e serviços. Continuaremos a melhorar nossos produtos e serviços para garantir a melhor experiência do usuário. 1. Nossos produtos não são cobertos por nossa garantia. 2. Nossos produtos não são cobertos por nossa garantia.</p>	<p>Características: 1. Top Connectable Headset with Gold-plated, the design for users who use the headset. 2. High-quality speaker with 50mm drivers and high-quality low-frequency drivers. 3. High-quality microphone with 5.0mm drivers and high-quality microphone. 4. High-quality headset with 50mm drivers and high-quality microphone. 5. High-quality headset with 50mm drivers and high-quality microphone. 6. High-quality headset with 50mm drivers and high-quality microphone. 7. High-quality headset with 50mm drivers and high-quality microphone. 8. High-quality headset with 50mm drivers and high-quality microphone. 9. High-quality headset with 50mm drivers and high-quality microphone. 10. High-quality headset with 50mm drivers and high-quality microphone.</p> <p>Sistemas compatíveis PC (Windows/MacOS), PS4/PS5, Switch, Linux, Xbox Series X/S, Steam Deck</p> <p>Instruções do headset: </p> <p>Observação: 1. Não puxe o cabo do headset, caso contrário, o headset será danificado. 2. Não puxe o cabo do headset, caso contrário, o headset será danificado.</p>	<p>3. Para conectar o headset ao headset, certifique-se de que o conector do headset tipo C esteja inserido corretamente no conector do headset. Não puxe o cabo do headset quando o headset estiver conectado ao headset. 4. Para conectar o headset ao headset, certifique-se de que o conector do headset tipo C esteja inserido corretamente no conector do headset. Não puxe o cabo do headset quando o headset estiver conectado ao headset. 5. Para conectar o headset ao headset, certifique-se de que o conector do headset tipo C esteja inserido corretamente no conector do headset. Não puxe o cabo do headset quando o headset estiver conectado ao headset. 6. Para conectar o headset ao headset, certifique-se de que o conector do headset tipo C esteja inserido corretamente no conector do headset. Não puxe o cabo do headset quando o headset estiver conectado ao headset. 7. Para conectar o headset ao headset, certifique-se de que o conector do headset tipo C esteja inserido corretamente no conector do headset. Não puxe o cabo do headset quando o headset estiver conectado ao headset. 8. Para conectar o headset ao headset, certifique-se de que o conector do headset tipo C esteja inserido corretamente no conector do headset. Não puxe o cabo do headset quando o headset estiver conectado ao headset. 9. Para conectar o headset ao headset, certifique-se de que o conector do headset tipo C esteja inserido corretamente no conector do headset. Não puxe o cabo do headset quando o headset estiver conectado ao headset. 10. Para conectar o headset ao headset, certifique-se de que o conector do headset tipo C esteja inserido corretamente no conector do headset. Não puxe o cabo do headset quando o headset estiver conectado ao headset.</p> <p>Instruções dos controles do headset: </p>	<p>Conteúdo da caixa 1. Headset 2. Manual do usuário 3. Cabo de áudio 4. Headset 5. Headset</p> <p>Especificações do produto Alto-falantes: 50mm 50mm 50mm 50mm 50mm 50mm 50mm 50mm 50mm 50mm</p> <p>Microfone: 5.0mm 5.0mm 5.0mm 5.0mm 5.0mm 5.0mm 5.0mm 5.0mm 5.0mm 5.0mm</p> <p>Aviso 1. Não puxe o cabo do headset. 2. Não puxe o cabo do headset. 3. Não puxe o cabo do headset.</p> 
--	---	--	--

<p>RU</p> <p>Уважаемый пользователь, Спасибо за выбор нашего продукта REDRAGON. Чтобы защитить ваши права и улучшить обслуживание клиентов, просим вас ознакомиться с правилами гарантии перед началом использования продукта. Перед началом использования продукта, пожалуйста, посетите сайт www.redragon.com для получения подробной информации о продукте, аксессуарах и услугах. Мы будем рады улучшить наши продукты и услуги, чтобы обеспечить вам наилучший пользовательский опыт. 1. Наши продукты не покрываются нашей гарантией. 2. Наши продукты не покрываются нашей гарантией.</p>	<p>Описание: 1. Top Connectable Headset with Gold-plated, the design for users who use the headset. 2. High-quality speaker with 50mm drivers and high-quality low-frequency drivers. 3. High-quality microphone with 5.0mm drivers and high-quality microphone. 4. High-quality headset with 50mm drivers and high-quality microphone. 5. High-quality headset with 50mm drivers and high-quality microphone. 6. High-quality headset with 50mm drivers and high-quality microphone. 7. High-quality headset with 50mm drivers and high-quality microphone. 8. High-quality headset with 50mm drivers and high-quality microphone. 9. High-quality headset with 50mm drivers and high-quality microphone. 10. High-quality headset with 50mm drivers and high-quality microphone.</p> <p>Совместимые ОС PC (Windows/MacOS), PS4/PS5, Switch, Linux, Xbox Series X/S, Steam Deck</p> <p>Инструкция и гарантия: </p> <p>Обратите внимание: 1. Не тяните за кабель гарнитуры, иначе вы можете повредить гарнитуру. 2. Не тяните за кабель гарнитуры, иначе вы можете повредить гарнитуру.</p>	<p>3. Чтобы подключить гарнитуру к гарнитурам, убедитесь, что конектор гарнитуры типа C вставлен правильно в конектор гарнитуры. Не тяните за кабель гарнитуры, когда гарнитура подключена к гарнитурам. 4. Чтобы подключить гарнитуру к гарнитурам, убедитесь, что конектор гарнитуры типа C вставлен правильно в конектор гарнитуры. Не тяните за кабель гарнитуры, когда гарнитура подключена к гарнитурам. 5. Чтобы подключить гарнитуру к гарнитурам, убедитесь, что конектор гарнитуры типа C вставлен правильно в конектор гарнитуры. Не тяните за кабель гарнитуры, когда гарнитура подключена к гарнитурам. 6. Чтобы подключить гарнитуру к гарнитурам, убедитесь, что конектор гарнитуры типа C вставлен правильно в конектор гарнитуры. Не тяните за кабель гарнитуры, когда гарнитура подключена к гарнитурам. 7. Чтобы подключить гарнитуру к гарнитурам, убедитесь, что конектор гарнитуры типа C вставлен правильно в конектор гарнитуры. Не тяните за кабель гарнитуры, когда гарнитура подключена к гарнитурам. 8. Чтобы подключить гарнитуру к гарнитурам, убедитесь, что конектор гарнитуры типа C вставлен правильно в конектор гарнитуры. Не тяните за кабель гарнитуры, когда гарнитура подключена к гарнитурам. 9. Чтобы подключить гарнитуру к гарнитурам, убедитесь, что конектор гарнитуры типа C вставлен правильно в конектор гарнитуры. Не тяните за кабель гарнитуры, когда гарнитура подключена к гарнитурам. 10. Чтобы подключить гарнитуру к гарнитурам, убедитесь, что конектор гарнитуры типа C вставлен правильно в конектор гарнитуры. Не тяните за кабель гарнитуры, когда гарнитура подключена к гарнитурам.</p> <p>Управление гарнитурой: </p>	<p>Содержимое упаковки 1. Гарнитура 2. Руководство пользователя 3. Аудиокабель 4. Гарнитура 5. Гарнитура</p> <p>Технические характеристики Динамики: 50mm 50mm 50mm 50mm 50mm 50mm 50mm 50mm 50mm 50mm</p> <p>Микрофон: 5.0mm 5.0mm 5.0mm 5.0mm 5.0mm 5.0mm 5.0mm 5.0mm 5.0mm 5.0mm</p> <p>Примечание 1. Не тяните за кабель гарнитуры. 2. Не тяните за кабель гарнитуры. 3. Не тяните за кабель гарнитуры.</p> 
---	---	--	--