





## Прихожая СМАРТ 3 / Furniture for a hall SMART 3

Код ТН ВЭД ЕАЭС

9403 60 100 9  
9403 60 900 9

отрезать  
и приклеить



		
1000	2100	470

### Комплектовочная ведомость / Set package sheet

Упаковка/ Package	Наименование	Description	Décor		Размер/ Size, mm	Кол-во/ Quantity	№
			Canter - Sonoma	Kraft ser- Kraft belyi			
1	Фурнитура	Furniture/Cabinetry hardware	-	-	-	1	
2	Боковина левая	Side left	Canter	Kraft ser	2084x446	2	2
	Боковина правая	Side right	Canter	Kraft ser	2084x446	2	3
	Крыша	Top	Canter	Kraft ser	1000x446	1	4
	Вязка	Connecting element	Canter	Kraft ser	476x381	1	5
	Вязка	Connecting element	Canter	Kraft ser	476x397	3	6
	Вязка	Connecting element	Canter	Kraft ser	968x409	1	7
	ХДФ	Back element	Sonoma	Sonoma	350x451	1	16
	ХДФ	Back element	Sonoma	Sonoma	352x505	1	17
	ХДФ	Back element	Sonoma	Sonoma	390x498	1	18
	ХДФ	Back element	Sonoma	Sonoma	1270x249	2	19
	ХДФ	Back element	Sonoma	Sonoma	432x496	1	23
	Соед. Элемент	Connecting back elem	-	-	1255 mm	1	20
	Ходовой проф.2хпол	Double upper track	-	-	954 mm	1	-
Профиль Ш-обр.	Double running track	-	-	954 mm	1	-	
3	Боковина	Side	Canter	Kraft ser	1988x397	1	1
	Планка	Plank	Canter	Kraft ser	100x1000	1	8
	Планка	Plank	Sonoma	Kraft belyi	1570x130	3	9
	Тяга	Connecting element	Canter	Kraft ser	476x100	1	10
	Цоколь	Socle	Canter	Kraft ser	80x968	1	11
	Детали ящика	Side drawers	Canter	Kraft ser	100x350	2	12
	Детали ящика	Side drawers	Canter	Kraft ser	100x419	2	13
	Панель	Drawer panel	Sonoma	Kraft belyi	146x472	1	14
	Створка	Door	Sonoma	Kraft belyi	1988x490	1	15
4	Зеркало	Mirror	-	-	150x412	4	21
	Зеркало	Mirror	-	-	1088x412	1	22

(PL) Instrukcja montażu

(CZ) Návod k montáži

(D) Montageanleitung

(GB) Assembly instruction

(F) Model d'emploi

(HU) Szerelési útmutató

(I) Istruzione di montaggio

(NL) Handleiding voor de montage

(RU) Инструкция по монтажу

(RO) Instrucțiuni de montare

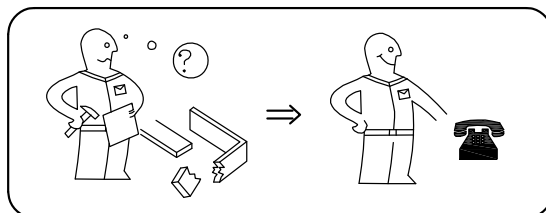
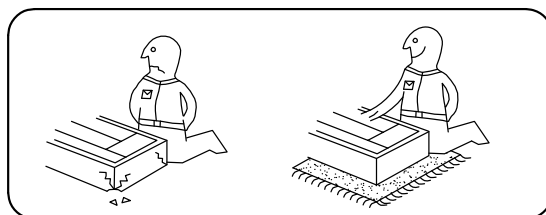
(SK) Návod k montáži

(TR) Montaj talimatı


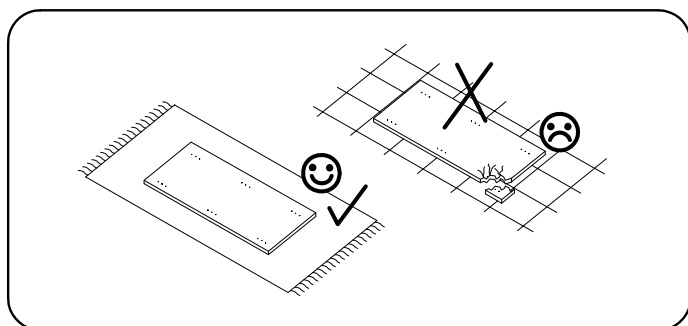



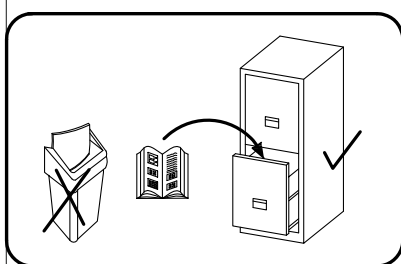


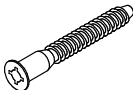


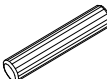
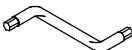
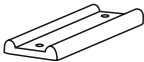
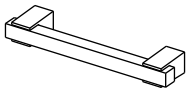



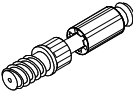

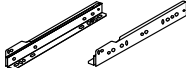

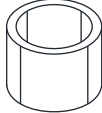
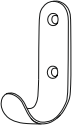



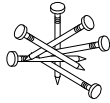
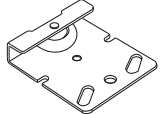

**⚠ Uwaga • Upozornění • Achtung • Attention • Caution • Figyelem • Attenzione • Opgelet • Внимание • Atenție • Upozornenie • Dikkat ⚠**

PL	Czyszczenie należy wykonać wyłącznie za pomocą ściereczki lub lekko nawilżonego ręcznika. Nie stosować środków czyszczących do szorowania.
CZ	Čistění je nutné vykonávat výhradně pomocí utěrky nebo lehce navlhčeného ručníku. Nepoužívejte čisticí prostředky obsahující abrazivní částice.
D	Bitte nur mit einem Staubtuch oder leicht feuchtem Lappen reinigen. Keine scheuernden Putzmittel verwenden.
GB	Please only clean with a duster or a damp cloth. Do not use any abrasive cleaners.
F	Le nettoyage se fait uniquement à l'aide d'un torchon ou d'une serviette légèrement mouillée.
HU	A tisztítás kizárólag törölrőruha vagy enyhén nedvesített törölköző segítségével végezhető. Súroló hatású tisztítószereket nem szabad használni.
I	Pulire esclusivamente con un panno o un asciugamano umido.
NL	Reinig alleen met een stofdoek of een lichtjes vochtige doek. Gebruik geen schurende poetsmiddelen.
RU	Очищайте от пыли тряпкой или слегка влажной ветошью. Не допускается применение чистящих средств, не предназначенных для ухода за мебелью.
RO	Curățarea trebuie efectuată numai cu o cârpă sau cu un prosop ușor umezit. Nu utilizați agenți de curățare abrazivi.
SK	Čistení je nutné vykonávať výhradne pomocí utierky alebo ľahko zvlhnutým ručníkom. Nepoužívajte čistiace prostriedky obsahujúci abrazívni častice.
TR	Lütfen sadece bir toz bezilye veya hafif nemli yumuşak bir bezle siliniz. Aşındırıcı temizlik malzemeleri kullanmayınız.

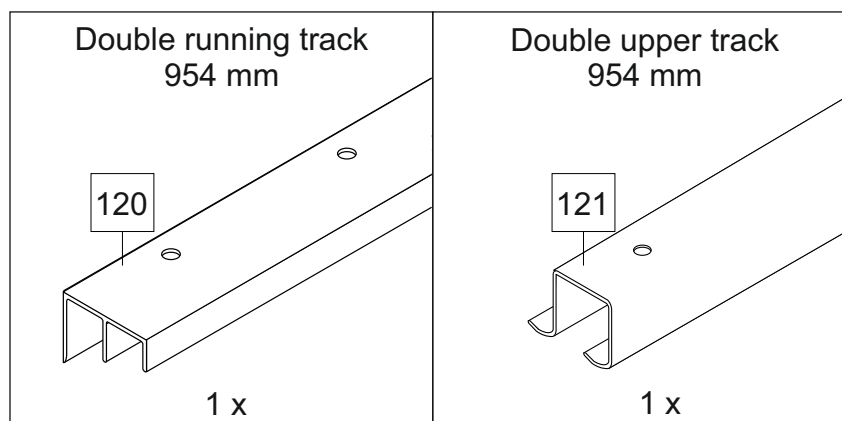


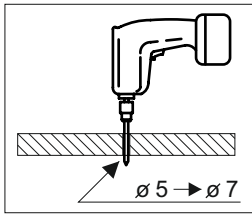
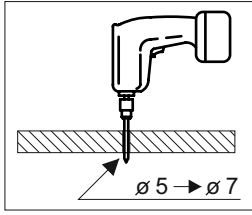
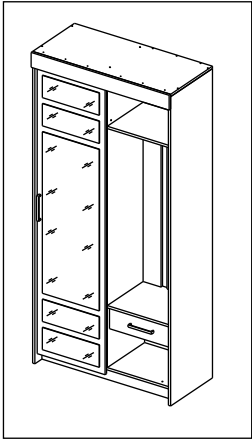
**Karta serwisowa • Servisní list • Service Karte • Service card • Carte de service • Szervizkártya • Scheda di servizio • Service kaart • Сервисная карта • Fisa service • Servisný list • Servis karti**



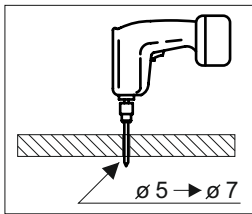
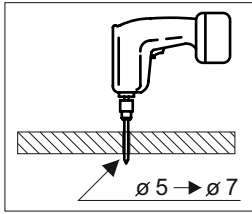
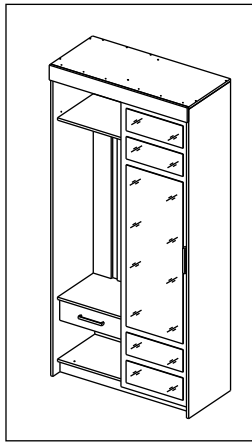
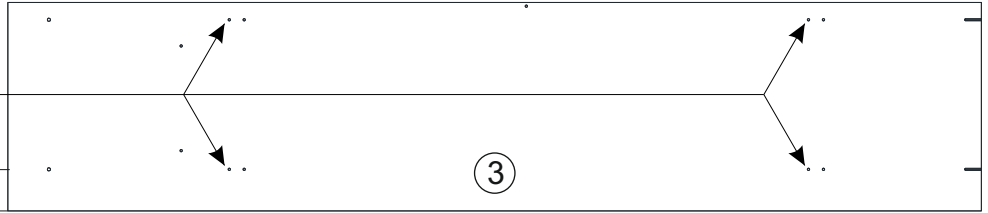
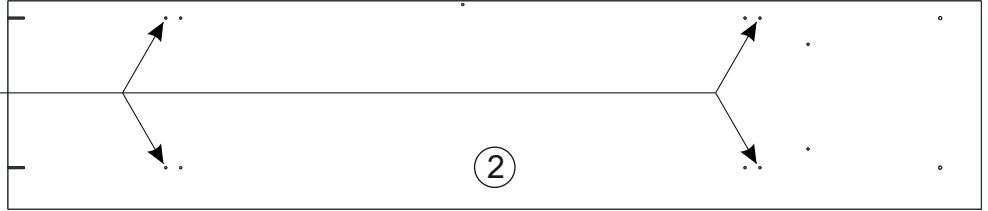
5	7x50	6	6,3x10,5	18	3,5x15	7	8x30	15	
									
45 x		18 x		25 x		4 x		1 x	
76		105	C21 (128 mm)	72		75		45	
									
6 x		2 x		30 x		1 x		10x	
1		2		23	350 mm	77		83	2m
									
2 x		2 x		1 x		4 x		2 x	
82		71		73		47	400 mm	48	2x20
									
4 x		12 x		2 x		1 x		80 x	
51		52							
									
2 x		2 x							

Furniture SMART 3

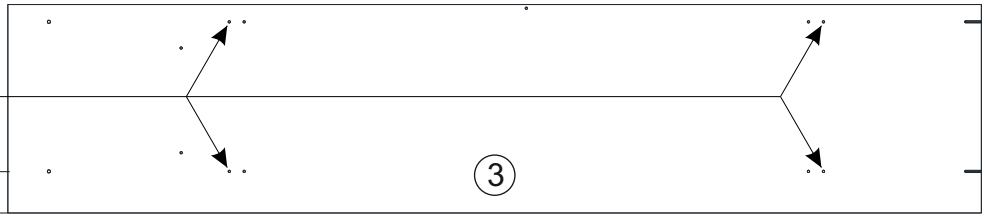
Напр. профиль  
(Ш-образный) 954 ммХодовой профиль  
(двухполосной) 954 мм

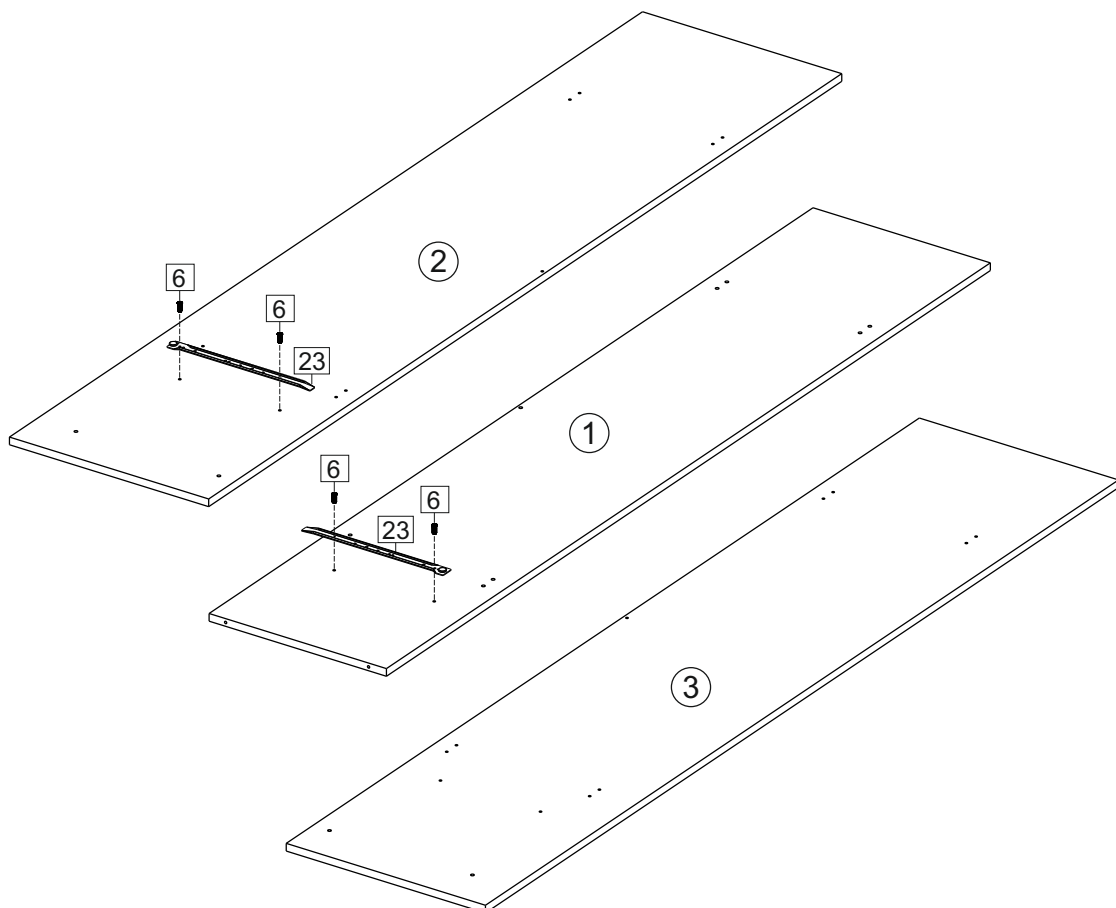
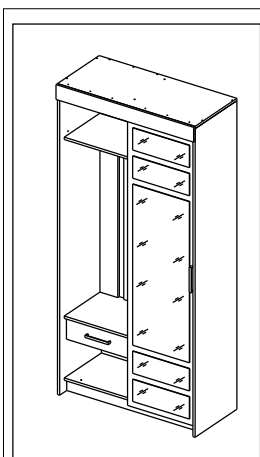
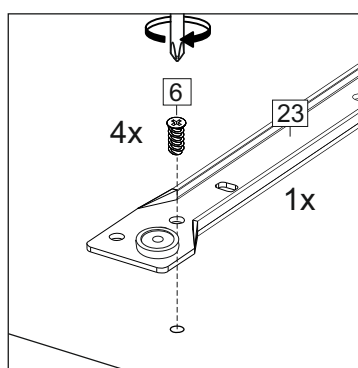
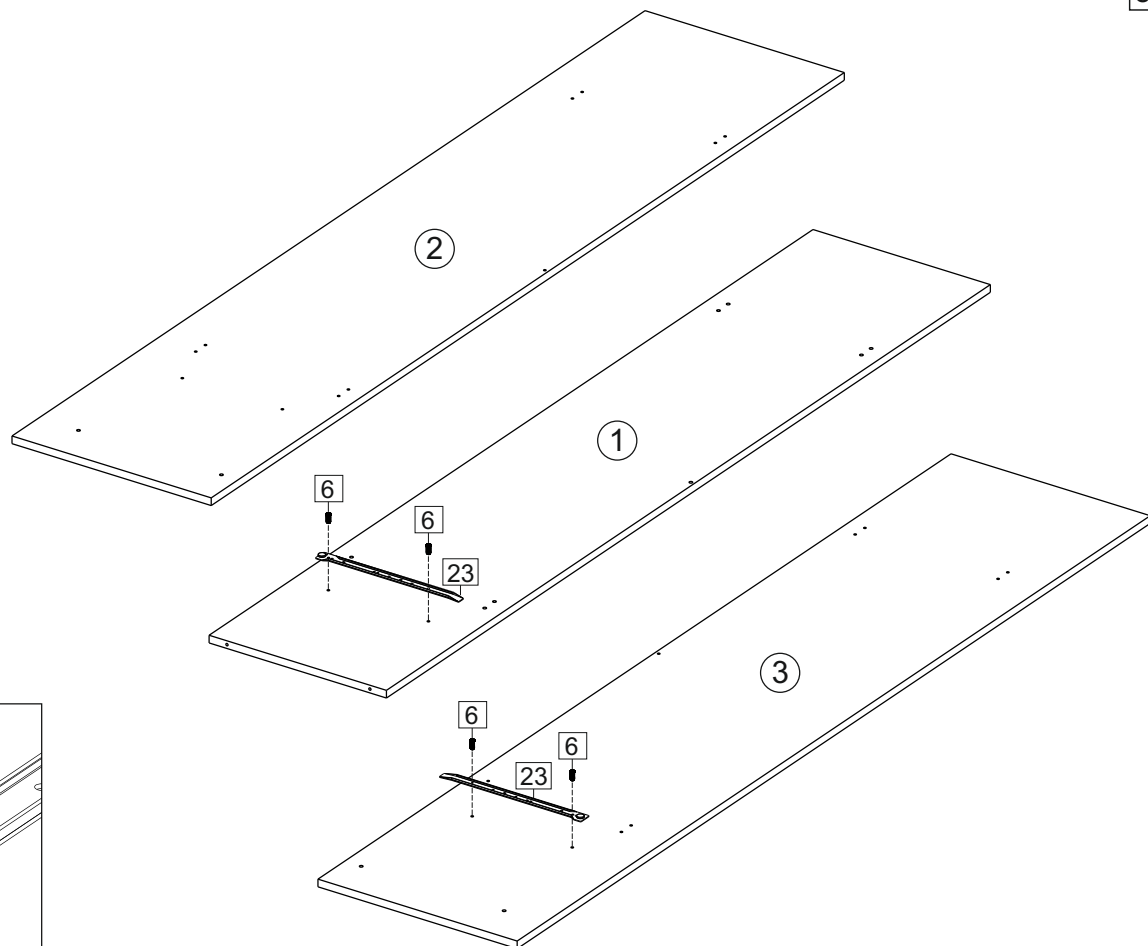
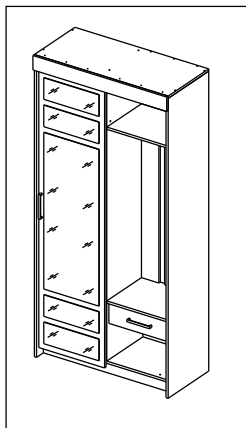


89 mm

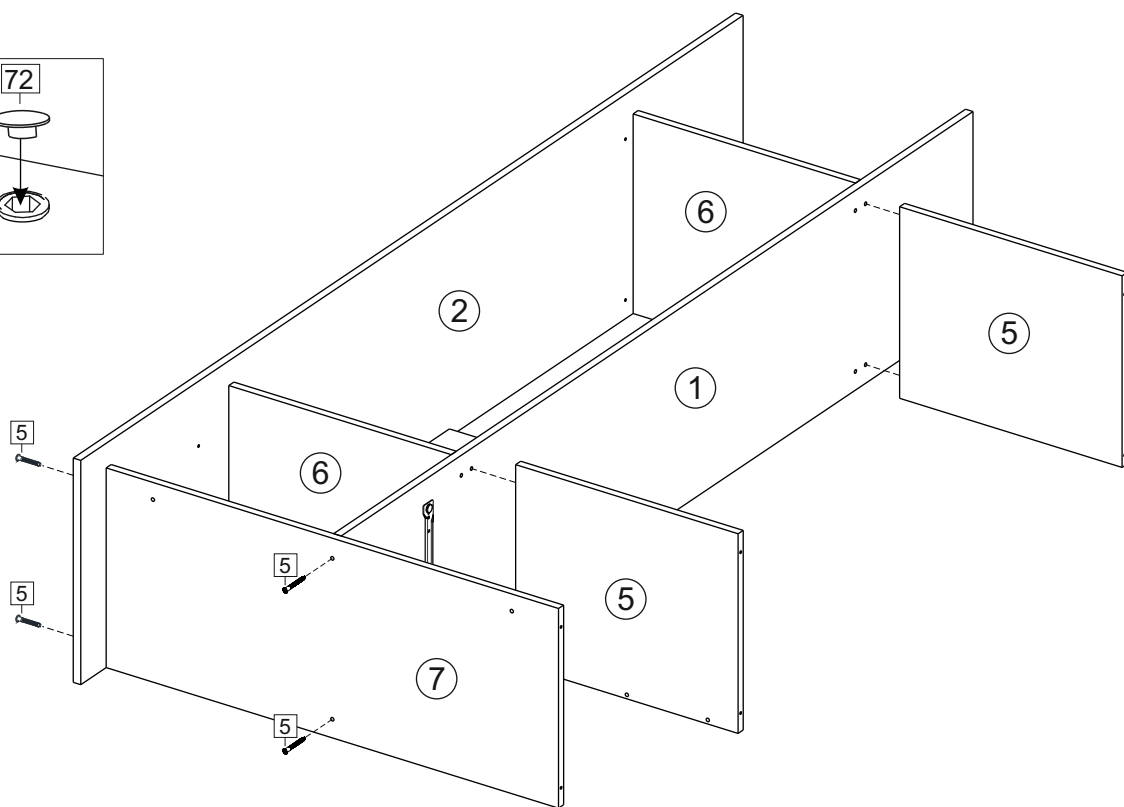
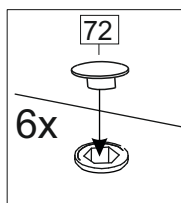
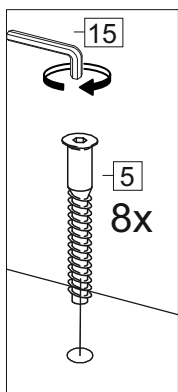
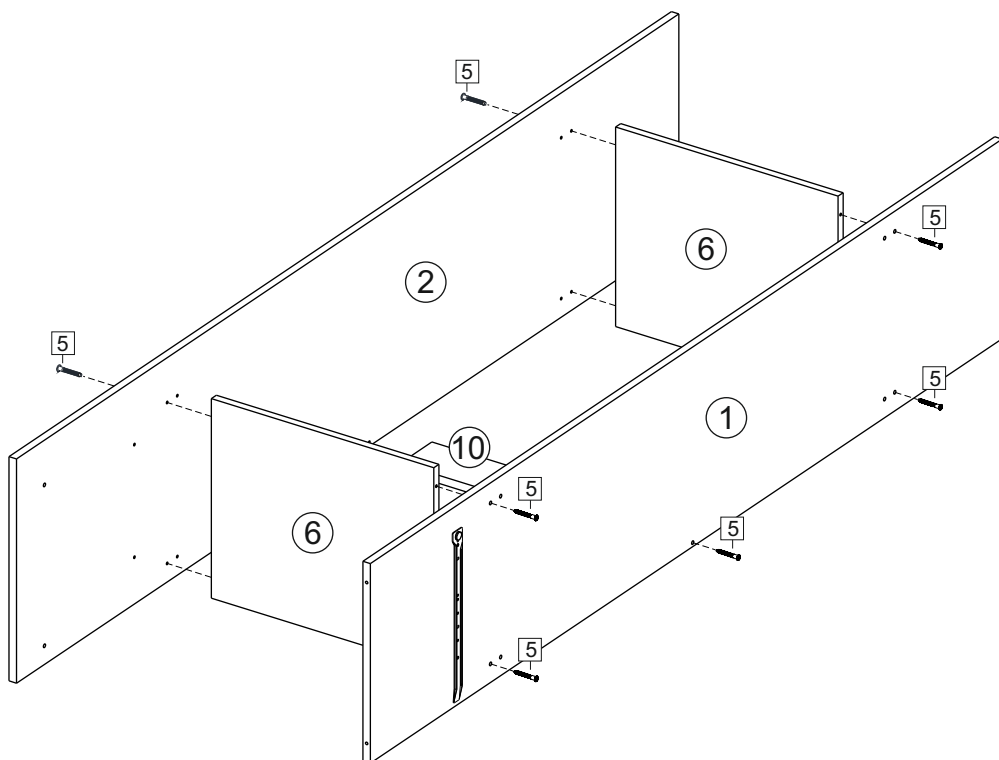
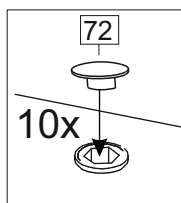
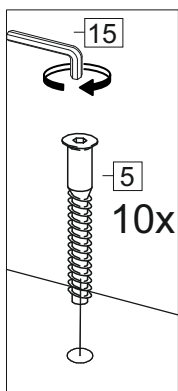


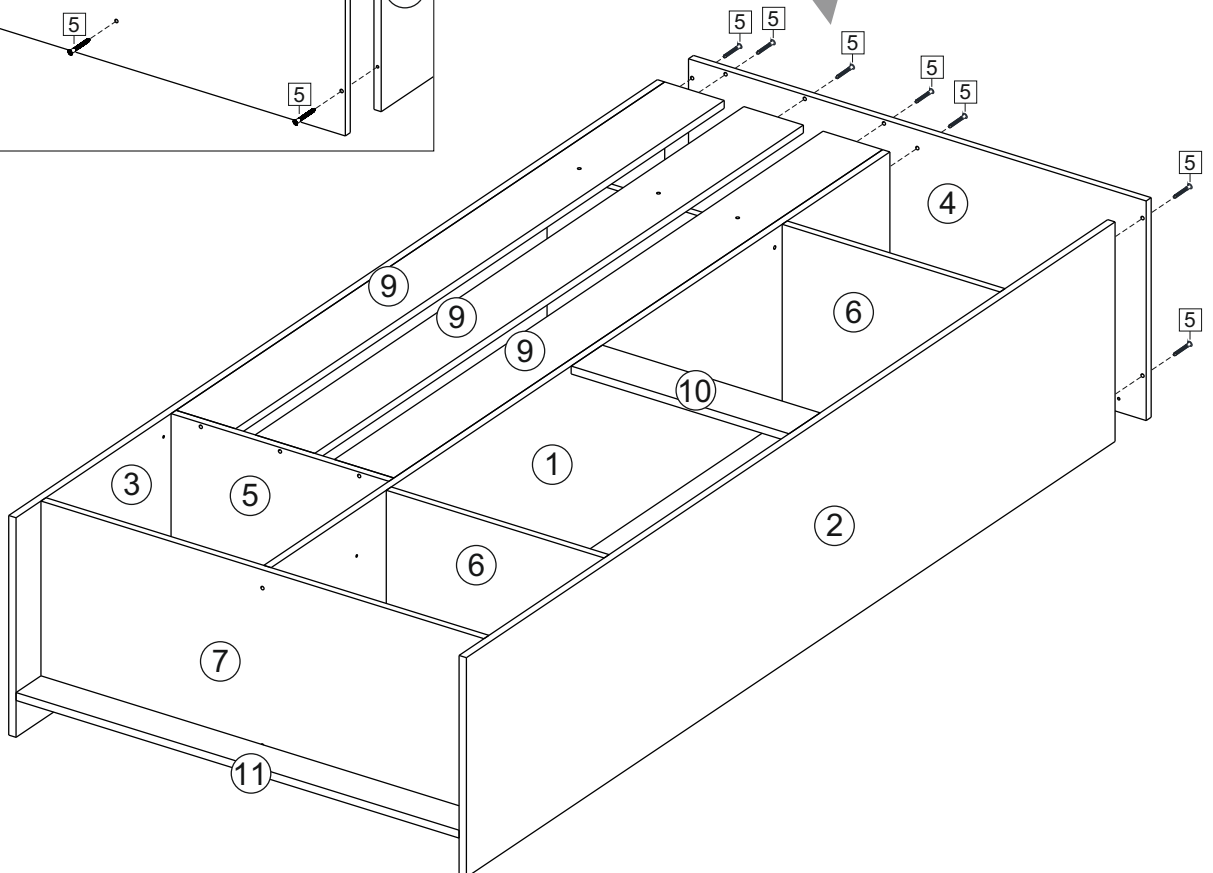
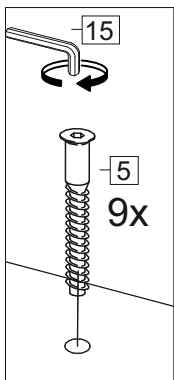
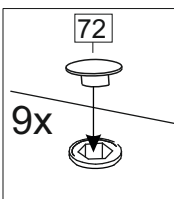
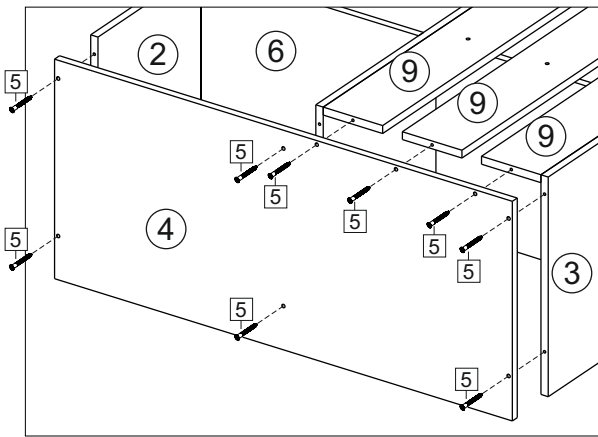
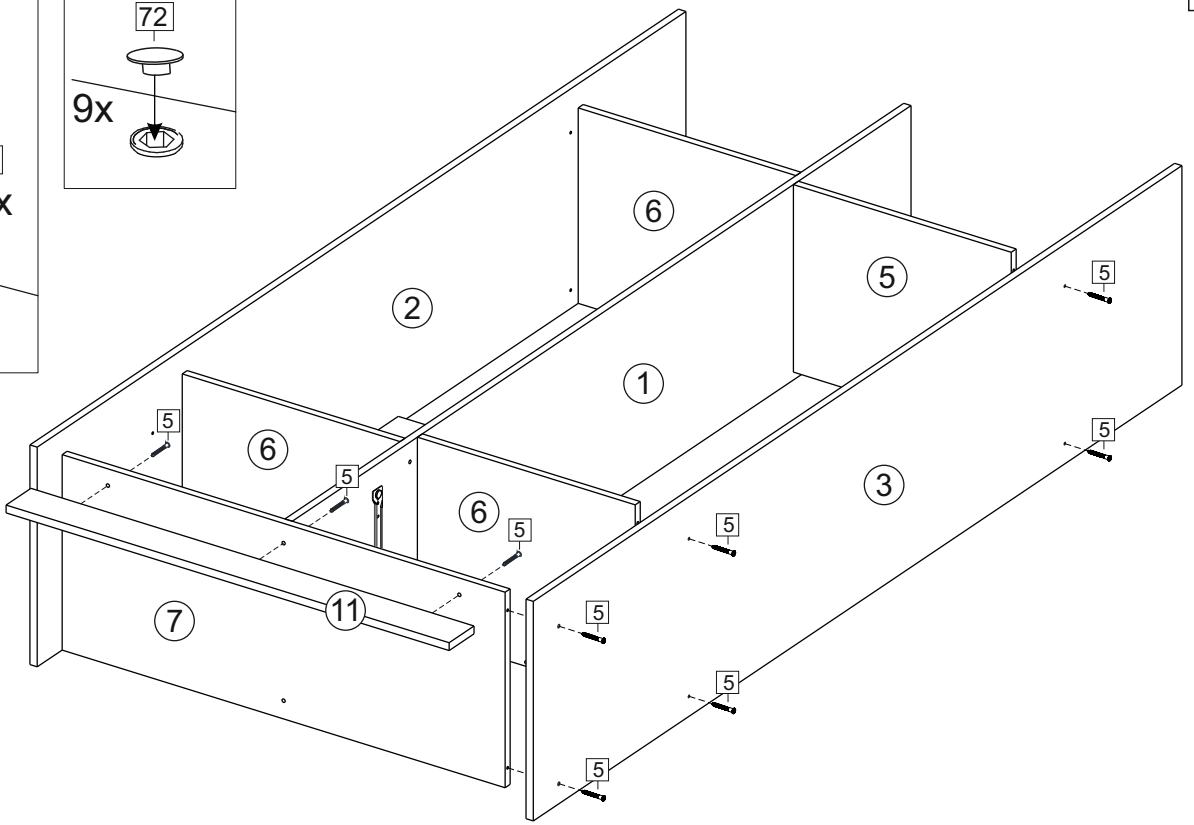
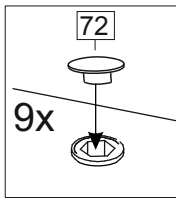
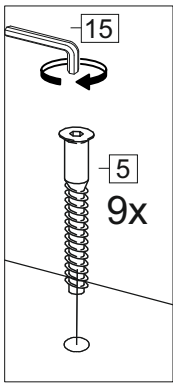
89 mm





6





8

