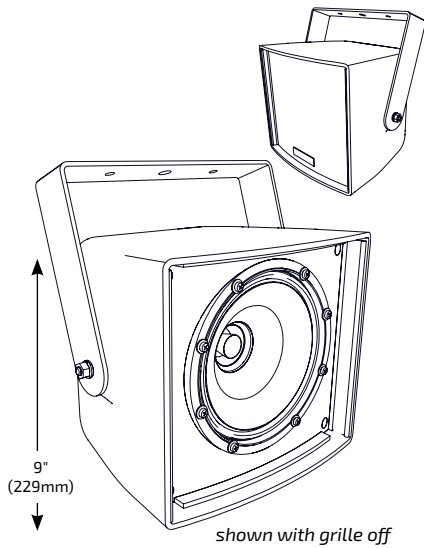


R SERIES
 Point Source

R.15COAX

 TWO-WAY 6.5-INCH COAXIAL
 WEATHER-RESISTANT LOUDSPEAKER

FEATURES

- Excellent musicality and intelligibility, and low distortion in an extremely compact enclosure
- Weather-resistant, compact, matte finish paintable high impact ABS plastic modified-trapezoidal enclosure
- Hydrophobically-treated grille and LF driver cones, polymer HF diaphragm, and moisture-sealed crossover
- 120W Autoformer (standard), selectable 8 ohm or 70V/100V operation
- Corrosion-resistant dual-layer powder-coated low-profile steel yoke and aluminum grille

TECHNICAL SPECIFICATIONS¹

Operating Mode	Passive, Selectable Low Impedance or 70V/100V				
Operating Environment	Indoor or Weather-Resistant Outdoor				
Operating Range²	90 Hz to 16 kHz				
Nominal Beamwidth (H x V)	100° x 100°				
Transducers	LF 1 x 6.5" (165mm) Carbon ring hydrophobic cone, 2" (51mm) VC HF 1 x 1.25" (32mm) exit, polymer diaphragm compression driver				
Continuous Power Handling³ @ Nominal Impedance	Passive	35V	150W @ 8 Ohms (600W peak)		
Autoformer Taps	70V: 120W, 60W, 30W, 15W 100V: 120W, 60W, 30W				
		MUSIC		VOICE	
Nominal Sensitivity⁴	Passive	@ 1W 94 dB	@ 2.83V 94 dB	@ 1W 95 dB	@ 2.83V 95 dB
Nominal Maximum SPL⁵ (Whole Space)	Passive	Peak 122 dB	Continuous 116 dB	Peak 123 dB	Continuous 117 dB
Equalized Sensitivity⁶	System	@ 1W 94 dB	@ 2.83V 94 dB		
Equalized Maximum SPL⁷	System	Peak 122 dB	Continuous 116 dB		
Required Accessories	High Pass Filter - 90 Hz, 24 dB /octave, Digital Signal Processor				
Recommended Amplifiers	Passive	150W - 300W @ 8 Ohms, (35V - 49V)			
PHYSICAL					
Input Connection	NL4 Speakon-type connector and 2-position terminal strip for low impedance or constant voltage operation				
Controls	5-position tap selection / low impedance selector switch, Music / Voice switch				
Mounting Points	Two (2) M8 rigging points				
Included Accessories	Zinc-rich epoxy dual-layer powder-coated yoke, included integral safety cable mounting point				
Environmental	IP55W per IEC 529, designed to MIL-STD-810G Color-matched ABS plastic input panel weather cover with 13.5mm ID gland nut installed in .82" knockout				
Dimensions H x W x D	9.00" x 10.15" x 10.20" (229 x 258 x 259 mm)				
Weight	17 lbs (7.7 kg) with included yoke				
Finish	Refer to the Technical Drawing (page 3)				
OPTIONS					
Accessories	R-VTY15. Provides pan-tilt aiming functions. Zinc-rich dual-layer powder-coated steel with SS hardware, color-matched to loudspeaker.				

APPLICATIONS

Theme and Amusement Parks · Malls · Stadiums
 Fairgrounds · Outdoor Entertainment Centers
 Race Tracks · Athletic Fields · Swimming Pools
 Background Music / Voice Paging Systems
 Convention Centers · Factories
 Multipurpose outdoor and indoor venues

DESCRIPTION

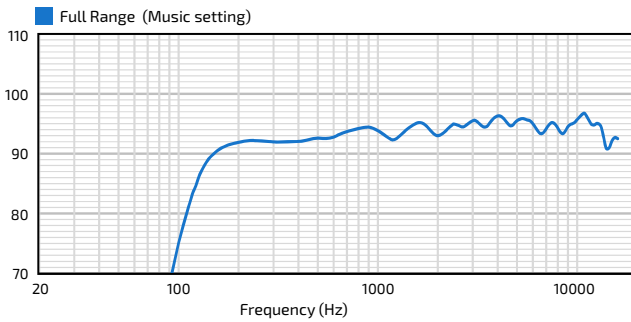
The R.15COAX is a two-way, full-range loudspeaker system designed to provide high quality voice and music reproduction in applications requiring extreme weather resistance. It is designed to withstand long-term exposure to tough, environmental conditions and to provide performance normally associated only with indoor loudspeakers. The R.15COAX has a 1.25-inch (32mm) exit HF compression driver and a 6.5-inch (165mm) carbon ring cone LF driver. The HF assembly is coaxially mounted with the LF driver allowing wide 100° coverage with low distortion. The flange-less woofer basket design allows a cone area nearly equivalent to a typical 8-inch driver cone.

The Music / Voice switch provides an "out-of-the-box" selectable response allowing for additional application flexibility. The design uses Community's proprietary Tru-Phase™ high frequency compression driver phase plug to provide wide dispersion, low distortion and increased intelligibility. The enclosure is sealed to provide maximum vocal clarity and increased intelligibility. The sealed enclosure also provides supreme weather protection for all of the interior components. The R.15COAX carries a 5 year product warranty and a 15 year enclosure warranty.

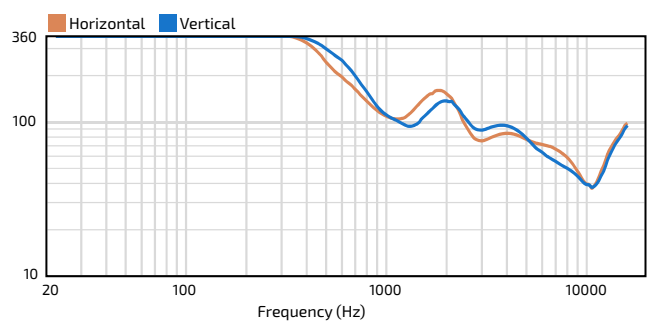
R.15COAX

TWO-WAY 6.5-INCH COAXIAL
WEATHER-RESISTANT LOUDSPEAKER

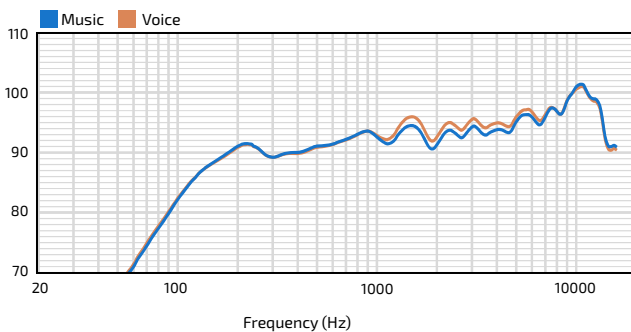
AXIAL PROCESSED RESPONSE (dB)⁸



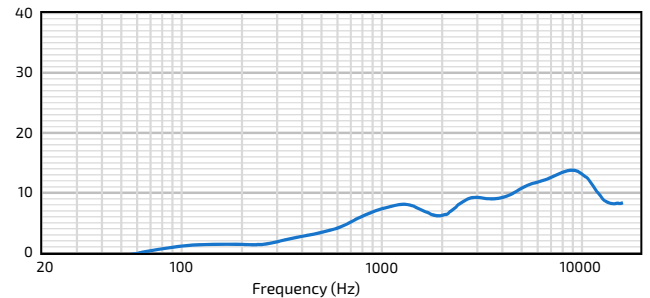
BEAMWIDTH (Degrees)¹²



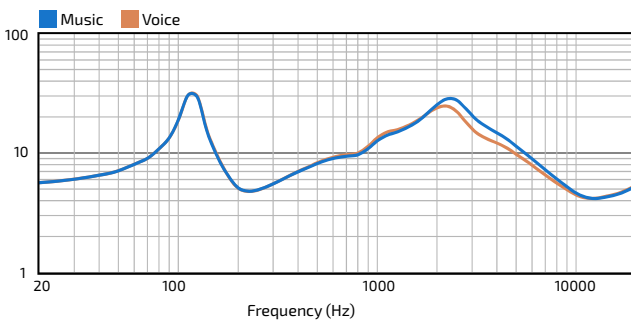
AXIAL SENSITIVITY (dB SPL)⁹



DIRECTIVITY INDEX (dB)¹¹



IMPEDANCE (Ohms)



Minimum Impedance (Music/Voice): 4.2 Ohms @ 18.5 kHz

ARCHITECTURAL SPECIFICATIONS

The loudspeaker system shall be a two-way, full-range modified trapezoidal design with one 6.5-inch (165mm) high-output LF driver and one 1.25-inch (32mm) exit HF driver mounted coaxially. Drivers shall be connected to an integral crossover with a crossover frequency of 1.3 kHz. The input connections shall be an NL4-type connector and a terminal strip. There is also a 2-position switch for voice or music applications and a selector switch for autoformer tap or low impedance operation. The system shall be equipped with a 120W high performance autoformer for use in 70.7V or 100V distributed audio systems, with 120W, 60W, 30W and 15W taps available in 70.7V distributed systems (120W, 60W and 30W taps available in 100V distributed systems). The loudspeaker enclosure shall be matte finish high impact ABS plastic with a 1mm perforated aluminum grille backed by hydrophobically-treated polyester mesh and open cell foam. There shall be two M8 rigging points, and an included dual-layer zinc-rich epoxy powder-coated steel mounting yoke. Integrated ribbing and internal reinforcements provide added structural support. The system shall have an operating range of 112 Hz to 19 kHz (-10 dB) and a low impedance (8 Ohm) input capability of 35V RMS. At the "Music" setting, it shall have a sensitivity on axis at 1W / 1m, 8 ohms nominal impedance, of 94 dB. At the "Voice" setting, it shall have a sensitivity at 1W / 1m, 8 ohms nominal impedance, of 95 dB. The nominal dispersion shall be 100° H x 100° V. The loudspeaker shall be 9" (229mm) H (front) x 10.2" (259mm) W x 10.2" (259mm) D and shall weigh 17 lbs (7.7 kg) including the mounting yoke.

R.15COAX

TWO-WAY 6.5-INCH COAXIAL
WEATHER-RESISTANT LOUDSPEAKER

TECHNICAL DRAWING / DIMENSIONS / FINISH

H x W x D

9.00" x 10.15" x 10.20"
(229 x 258 x 259 mm)

Unit Weight

17.0 lbs (7.7 kg) loudspeaker and mount

Shipping Weight

21 lbs (9.5 kg)

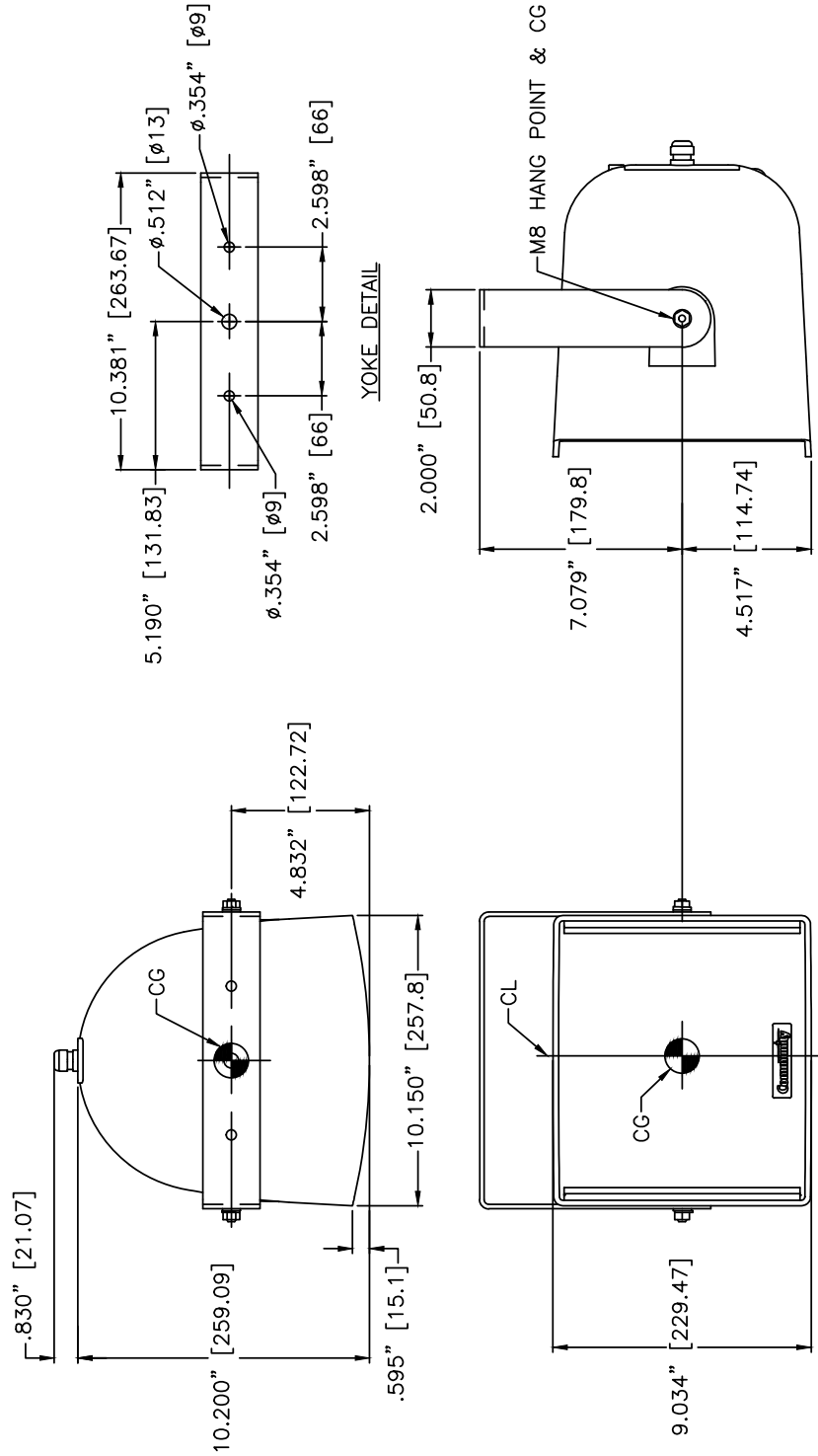
Grille:

Powder-coated perforated marine-grade aluminum backed with hydrophobically-treated mesh and foam backing. Grey (RAL#7035), Black (RAL#9004) or White (RAL#9003)

Enclosure / Finish

Grey, Black or White matte paintable high-impact ABS

R.15-COAX



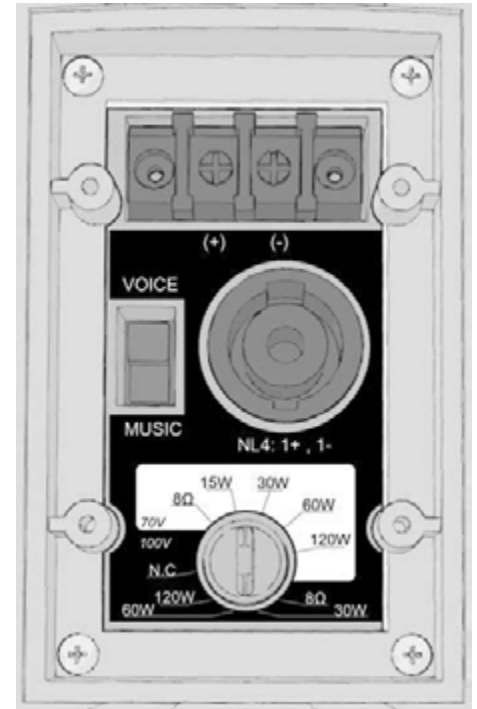
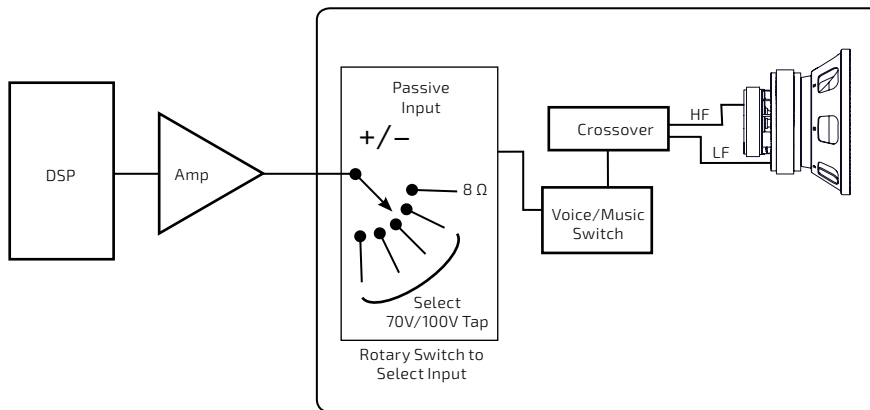
R SERIES

Point Source

R.15COAX

TWO-WAY 6.5-INCH COAXIAL
WEATHER-RESISTANT LOUDSPEAKER

CONNECTION DIAGRAM



Input panel

NOTES

- PERFORMANCE SPECIFICATIONS** All measurements are taken indoor using a time-windowed and processed signal to eliminate room effects, approximating an anechoic environment, a distance of 6.0 m. All acoustic specifications are rounded to the nearest whole number. An external DSP with settings provided by Community Professional Loudspeakers is required to achieve the specified performance; further performance gains can be realized using Community's dSPEC226 loudspeaker processor with FIR power response optimization.
- OPERATING RANGE** The frequency range in which the on-axis processed response remains within 10dB of the average SPL.
- CONTINUOUS POWER HANDLING** Maximum continuous input voltage (and the equivalent power rating, in watts, at the stated nominal impedance) that the system can withstand, without damage, for a period of 2 hours using an EIA-426-B defined spectrum; with recommended signal processing and protection filters.
- NOMINAL SENSITIVITY** Averaged SPL over the operating range with an input voltage that would produce 1 Watt at the nominal impedance and the averaged SPL over the operating range with a fixed input voltage of 2.83V, respectively; swept sine wave axial measurements with no external processing applied in whole space, except where indicated.
- NOMINAL MAXIMUM SPL** Calculated based on nominal / peak power handling, respectively, and nominal sensitivity; exclusive of power compression.
- EQUALIZED SENSITIVITY** The respective SPL levels produced when an EIA-426-B signal is applied to the equalized loudspeaker system at a level which produces a total power of 1 Watt, in sum, to the loudspeaker subsections and also at a level which produces a total voltage, in sum, of 2.83V to the loudspeaker subsections, respectively; each referenced to a distance of 1 meter.
- EQUALIZED MAXIMUM SPL** The SPL produced when an EIA-426-B signal is applied to the equalized loudspeaker system, at a level which drives at least one subsection to its rated continuous input voltage limit, referenced to a distance of 1 meter. The peak SPL represents the 2:1 (6dB) crest factor of the EIA-426-B test signal.
- AXIAL PROCESSED RESPONSE** The on-axis variation in acoustic output level with frequency of the complete loudspeaker system with recommended signal processing applied. 1/6 octave Gaussian smoothing applied.
- AXIAL SENSITIVITY** The on-axis variation in acoustic output level with frequency for a 1 Watt swept sine wave, referenced to 1 meter with no signal processing. 1/6 octave Gaussian smoothing applied.
- HORIZONTAL / VERTICAL OFF-AXIS RESPONSES** The loudspeaker's magnitude response at various angles off-axis, with recommended signal processing applied in the operating mode which utilizes the largest number of individually amplified pass bands. 1/6 octave Gaussian smoothing applied.
- DIRECTIVITY INDEX** The ratio of the on-axis SPL squared to the mean squared SPL at the same distance for all points within the measurement sphere for each given frequency; expressed in dB. 1/6 octave Gaussian smoothing applied.
- BEAMWIDTH** The angle between the -6dB points in the polar response of the loudspeaker when driven in the operating mode which utilizes the largest number of individually amplified pass bands. 1/6 octave Gaussian smoothing applied.

Data presented on this spec sheet represents a selection of the basic performance specifications for the R.15COAX. These specifications are intended to allow the user to perform a fair, straightforward evaluation and comparison with other loudspeaker spec sheets. For a detailed analysis of this loudspeaker's performance, please download the GLL file and/or the CLF file from our website: communitypro.com

Community Professional Loudspeakers
333 East Fifth Street, Chester, PA 19013-4511 USA
Phone (610) 876-3400 • Fax (610) 874-0190
communitypro.com • info@communitypro.com

CAUTION: Installation of loudspeakers should only be performed by trained and qualified personnel. It is strongly recommended that a licensed and certified professional structural engineer approve the mounting design.

R.15COAX [17AUG2018]