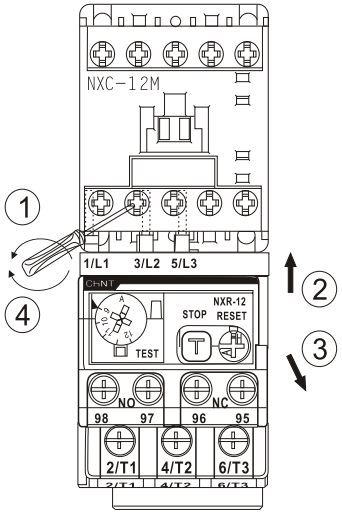

6 The connection capability of main control circuit

								A>4mm,L<12mm
								A>4mm,L<10mm
								A>3.5mm,L<9mm
								A>3.5mm,L<8mm
S (mm²)								
	—	—	4~35	—	4~35	—	4~35	—
	—	—	4~10	4~10	4~10	4~10	4~10	4~10
	—	—	1~4	1~4	1~4	1~4	1~4	1~4
	—	—	1~2.5	1~2.5	1~2.5	1~2.5	1~2.5	1~2.5
	1~2.5 mm²	1~2.5 mm²	1~2.5 mm²	1~2.5 mm²	1~2.5 mm²	1~2.5 mm²	1~2.5 mm²	1~2.5 mm²
	NXR-100	NXR-38	NXR-25	NXR-12	NXR-12~100			
	Wrench 4	Philips N2	Philips N2	Philips N2				
	M10 10 N.m	M4 1.7 N.m	M3.5 1.2 N.m	M3.5 0.8 N.m				
	Main circuit			Auxiliary circuit				

Attachment:Abnormal environment instructions

- According to GB 14048.1-2010,using within the normal working environment temperature will have no significant effect on product performance.
- When the working environment themperature is over+40℃,customer must consider by adjusting the products maximum rated current to reduce the limiting allowed temperature-rise.Otherwise it may damage or shorthe product life,lower the working reliability and affect the action characteristics of products;When the working environment temperature is less than-5℃, the effect of the heat dissipating system's change on the product characteristics should be considered.
- The table below shows the temperature compensation coefficient when the working environment temperature is -35℃~+70℃.

environment temperature ℃		-35	-5	+20	+40	+70
Correction coefficient	no tripping	1.05	1.05	1.05	1.0	0.9
	tripping	1.4	1.3	1.2	1.2	1.2

CHINT

Standard: IEC/EN 60947-4-1

NXR-12～100 series

OVERLOAD THERMAL RELAY

INSTRUCTIONS MANUAL

CHINT

ZHEJIANG CHINT ELECTRICS.CO.,LTD

1 The basic technical data of thermal overload relay,refer to table 1.

table 1

Model		NXR-12	NXR-25	NXR-38	NXR-100
phase failure protection function		Yes	Yes	Yes	Yes
automatic & manual reset		Yes	Yes	Yes	Yes
temperature compensation		Yes	Yes	Yes	Yes
tripping indicator		Yes	Yes	Yes	Yes
test pushbutton		Yes	Yes	Yes	Yes
stop pushbutton		Yes	Yes	Yes	Yes
current class(A)		0.1-12	0.1-25	23-38	23-100
recommended matched contactor		NXC-06M,09M 12M	NXC-06,09,12,16 NXC-18,22 NXC-25,32,38	NXC-25,32,38	NXC-40,50,65 NXC-75,85,100
configuration of contact		1N/O + 1N/C			
Rated insulation voltage Ui		690V			
Rated working voltage Ue		660/690V			
Rated inpulse withstand voltageUimp		6kV			
Auxiliary contact	Ith	5A			
	AC-15	380/400V 1.5A			
	DC-13	220V 0.2A			
Overvoltage category		Ⅲ			
Pollution degree		3			
Standard		IEC/EN 60947-4-1			
Protection degree		IP 20			
Certificate		CE CCC			
Ambient air temperature		The normal working environment temperature:-5℃～+40℃(certificate), limit working environment temperature:-35℃～+70℃,the average vdue is less than+35℃ within24 hours;(If not in normd working environment temperature range,pls check the attachment " abnormd environment instructions ")			
Altitude		no exceeding 2000m			
Atmosphere condition		The relative humidity shall not exceed 50% when the environmental temperature is +40℃ in installing place;and the relative humidity may be higher at the lower temperature condition			
Rated duties		Eight-hour duty;Uninterrupted duty;Intemittent periodic duty			

2 As for thermal relay time-current characteristic curve

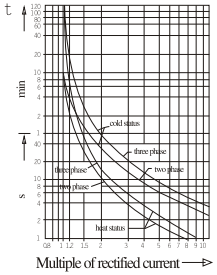

3 As for basic working principles

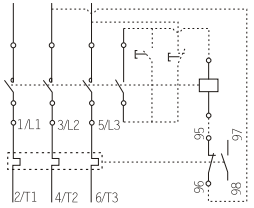

4 Installation dimension and outline dimension

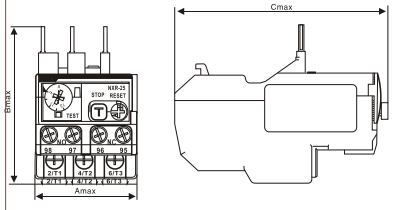

table 2

Model	Amax	Bmax	Cmax
NXR-12	45	73	68
NXR-25	45	67	94
NXR-38	55	82	94
NXR-100	72	87	117

5 Installation,operation and maintenance

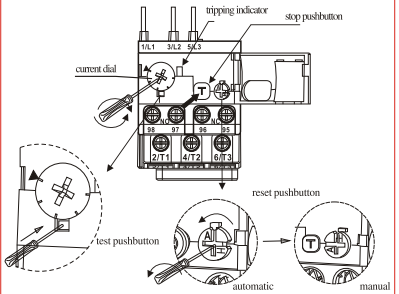

TM.by ONLINE STORE
https://tm.by
Интернет-магазин TM.by