

6 The connection capability of main control circuit

S (mm)	A > 4mm, L < 12mm			A > 4mm, L < 10mm			A > 3.5mm, L < 8mm		
	4~35	4~10	1~4	4~35	4~10	1~4	4~35	4~10	1~4
1~2.5	1	1	1~4	1	1	1~4	1	1	1~4
2.5~4	1	1	1~4	1	1	1~4	1	1	1~4
4~6	1	1	1~4	1	1	1~4	1	1	1~4
6~8	1	1	1~4	1	1	1~4	1	1	1~4
8~10	1	1	1~4	1	1	1~4	1	1	1~4
10~12	1	1	1~4	1	1	1~4	1	1	1~4
12~16	1	1	1~4	1	1	1~4	1	1	1~4
16~20	1	1	1~4	1	1	1~4	1	1	1~4
20~25	1	1	1~4	1	1	1~4	1	1	1~4
25~30	1	1	1~4	1	1	1~4	1	1	1~4
30~35	1	1	1~4	1	1	1~4	1	1	1~4
35~40	1	1	1~4	1	1	1~4	1	1	1~4
40~45	1	1	1~4	1	1	1~4	1	1	1~4
45~50	1	1	1~4	1	1	1~4	1	1	1~4
50~55	1	1	1~4	1	1	1~4	1	1	1~4
55~60	1	1	1~4	1	1	1~4	1	1	1~4
60~65	1	1	1~4	1	1	1~4	1	1	1~4
65~70	1	1	1~4	1	1	1~4	1	1	1~4
70~75	1	1	1~4	1	1	1~4	1	1	1~4
75~80	1	1	1~4	1	1	1~4	1	1	1~4
80~85	1	1	1~4	1	1	1~4	1	1	1~4
85~90	1	1	1~4	1	1	1~4	1	1	1~4
90~95	1	1	1~4	1	1	1~4	1	1	1~4
95~100	1	1	1~4	1	1	1~4	1	1	1~4

Attachment: Abnormal environment instructions

- According to GB 14048.1-2010, using within the normal working environment temperature will have no significant effect on product performance.
- When the working environment temperature is over +40°C, customer must consider by adjusting the products maximum rated current to reduce the limiting allowed temperature-rise. Otherwise it may damage or shorten the product life, lower the working reliability and affect the action characteristics of products. When the working environment temperature is less than -5°C, the effect of the heat dissipating system's change on the product characteristics should be considered.
- The table below shows the temperature compensation coefficient when the working environment temperature is -35°C ~ +70°C.

environment temperature °C	-35	-5	+20	+40	+70
Correction coefficient	no tripping	1.05	1.05	1.0	0.9
	tripping	1.4	1.3	1.2	1.2

CHINT

Standard: IEC/EN 60947-4-1

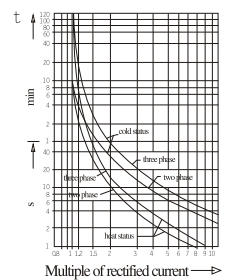
NXR-12~100 series OVERLOAD THERMAL RELAY INSTRUCTIONS MANUAL

CHINT
ZHEJIANG CHINT ELECTRICS CO., LTD

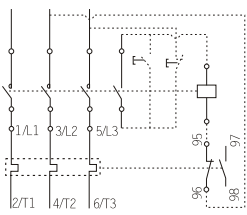
1 The basic technical data of thermal overload relay, refer to table 1.

Model	NXR-12	NXR-25	NXR-38	NXR-100
phase failure protection function	Yes	Yes	Yes	Yes
automatic & manual reset	Yes	Yes	Yes	Yes
temperature compensation	Yes	Yes	Yes	Yes
tripping indicator	Yes	Yes	Yes	Yes
test pushbutton	Yes	Yes	Yes	Yes
stop pushbutton	Yes	Yes	Yes	Yes
current class(A)	0.1-12	0.1-25	23-38	23-100
recommended matched contactor	NXC-06M, 09M, 12M	NXC-06, 09, 12, 16, 18, 22, 25, 32, 38	NXC-25, 32, 38	NXC-40, 50, 65, 75, 85, 100
configuration of contact	1N/O + 1N/C			
Rated insulation voltage U _i	690V			
Rated working voltage U _e	660/690V			
Rated impulse withstand voltage U _{imp}	6kV			
Auxiliary contact	Ith	5A		
	AC-15	380/400V 1.5A		
DC-13	220V 0.2A			
Overvoltage category	III			
Pollution degree	3			
Standard	IEC/EN 60947-4-1			
Protection degree	IP 20			
Certificate	CE CCC			
Ambient air temperature	The normal working environment temperature: -5°C ~ +40°C (certificate). First working environment temperature: -5°C ~ +40°C. The average value is less than 35°C, within 24 hours. If not in normal working environment temperature range, please check the attachment "abnormal environment instructions."			
Altitude	no exceeding 2000m			
Atmosphere condition	The relative humidity shall not exceed 50% when the environmental temperature is +40°C in insulating place and the relative humidity may be higher at the lower temperature condition			
Rated duties	Eight-hour duty; 1 uninterrupted duty; intermittent periodic duty			

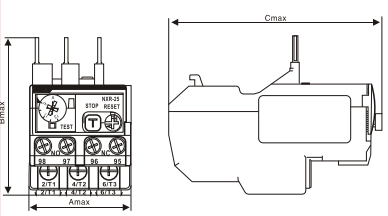
2 As for thermal relay time-current characteristic curve



3 As for basic working principles



4 Installation dimension and outline dimension



Model	Amax	Bmax	Cmax
NXR-12	45	73	68
NXR-25	45	67	94
NXR-38	55	82	94
NXR-100	72	87	117

5 Installation, operation and maintenance

