
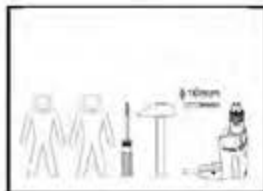


# STYLIUS

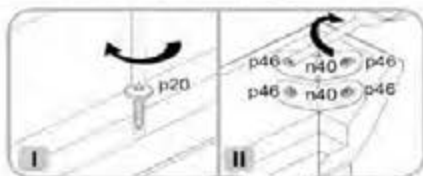
NLUS 90

A	B	C	D
1	600x620	S21-402	2/2
2	973x79	S21-1590	1/2
3	58x76	S21-1588	1/2
4	58x76	S21-1589	1/2

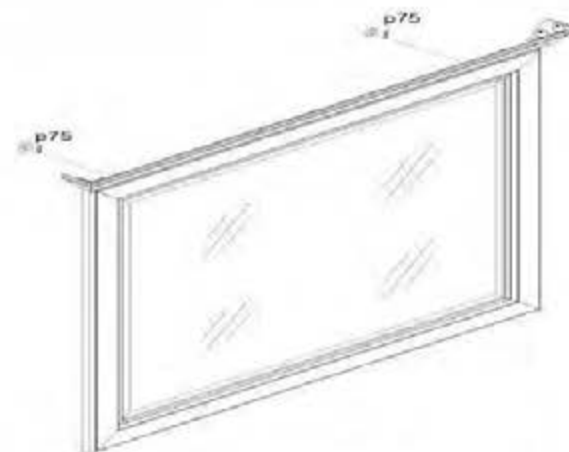
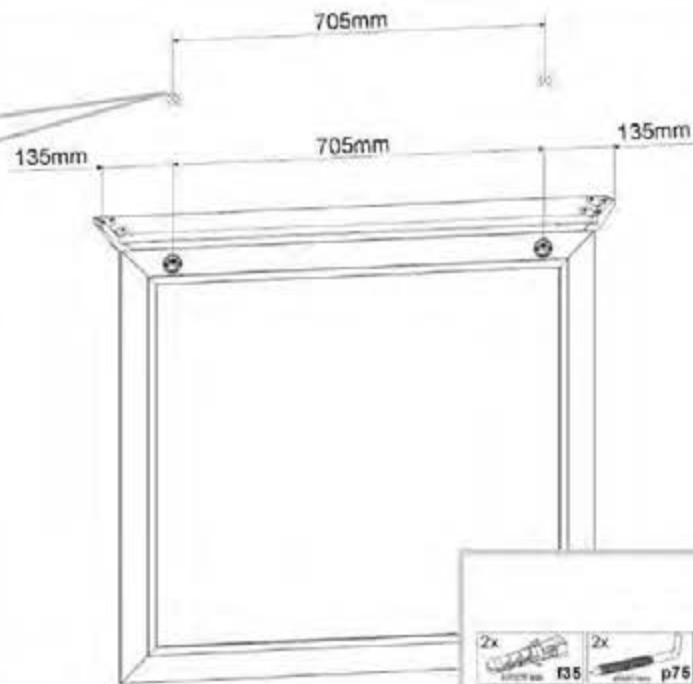
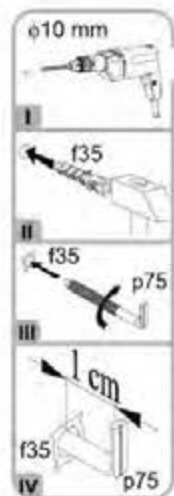


- 2x  $\phi 10 \times 50$  mm f35
- 4x 26x26x163-125 n40
- 3x  $\phi 3,5 \times 30$  mm p20
- 2x  $\phi 6 \times 60$  mm p75
- 8x  $\phi 3 \times 7$  mm p46

## 1 NLUS 90



## 2 NLUS 90



P28-S21-NLUS\_90-M\_IN8-KOR02